

Lenovo ThinkSystem SR530 Server (Xeon SP Gen 2) Product Guide

Lenovo ThinkSystem SR530 is an ideal 2-socket 1U rack server for small businesses up to large enterprises that need industry-leading reliability, management, and security, as well as cost-optimized performance and flexibility for future growth. Designed to handle a wide range of workloads, such as IT infrastructure, collaboration, and entry cloud, it can be the foundation of your online business.

Featuring the second generation of the Intel Xeon Processor Scalable Family (Xeon SP Gen 2), the SR530 server offers a balance of performance, capacity and value. The SR530 server supports up to two processors, up to 768 GB of 2933 MHz TruDDR4 memory, 8x 2.5-inch or 4x 3.5-inch drive bays with an extensive choice of SAS/SATA SSDs and SAS/SATA HDDs, and flexible I/O expansion options with a LOM slot and up to 3x PCIe slots.

The SR530 server offers basic software RAID or advanced hardware RAID protection and a wide range of networking options, including embedded LOM, selectable LOM, ML2, and PCIe network adapters. The next-generation Lenovo XClarity Controller, which is built into the SR530 server, provides advanced service processor control, monitoring, and alerting functions.

The following figure shows the ThinkSystem SR530 server with 3.5-inch front hot-swap drives. Other drive configurations are also available.



Figure 1. Lenovo ThinkSystem SR530 with 3.5-inch hot-swap drives

Did you know?

The SR530 server delivers impressive compute power per watt, featuring 80 PLUS Titanium and Platinum redundant power supplies that can deliver 96% (Titanium) or 94% (Platinum) efficiency at 50% load when connected to a 200 - 240 V AC power source.

The SR530 server is designed to meet ASHRAE A4 standards (up to 45 °C) in select configurations, which enable customers to lower energy costs, while still maintaining world-class reliability.

Key features

The SR530 server offers a balance of processing power, expandability, and cost for small and medium businesses up to the large enterprise. Ease of use and comprehensive systems management tools help make deployment easier and efficient design improves your business environment and helps save operational costs.

Scalability and performance

The SR530 server offers numerous features to boost performance, improve scalability, and reduce costs:

- Improves productivity by offering superior system performance with the second generation of the Intel Xeon Processor Scalable Family with up to 22-core processors, up to 30.25 MB of last level cache (LLC), up to 2933 MHz memory speeds, and up to 10.4 GT/s Ultra Path Interconnect (UPI) links.
 - Support for up to two processors, 44 cores, and 88 threads allows to maximize the concurrent execution of multithreaded applications.
 - Intelligent and adaptive system performance with energy efficient Intel Turbo Boost 2.0 Technology allows CPU cores to run at maximum speeds during peak workloads by temporarily going beyond processor thermal design power (TDP).
 - Intel Hyper-Threading Technology boosts performance for multithreaded applications by enabling simultaneous multithreading within each processor core, up to two threads per core.
 - Intel Virtualization Technology integrates hardware-level virtualization hooks that allow operating system vendors to better utilize the hardware for virtualization workloads.
 - Intel Speed Select Technology provides improvements in server utilization and guaranteed per-core performance service levels with more granular control over processor performance.
 - Intel Deep Learning Boost (Vector Neural Network Instruction set [VNNI]) is designed to deliver significant, more efficient Deep Learning (Inference) acceleration for high-performance Artificial Intelligence (AI) workloads.
 - Intel Advanced Vector Extensions 512 (AVX-512) enable acceleration of enterprise-class and high performance computing (HPC) workloads.
- Helps maximize system performance for data intensive applications with up to 2933 MHz memory speeds and up to 768 GB of memory capacity.
- Offers flexible and scalable internal storage in a 1U rack form factor with up to 8x 2.5-inch drives for performance-optimized configurations or up to 4x 3.5-inch drives for capacity-optimized configurations, providing a wide selection of SAS/SATA HDDs/SSDs.
- Provides I/O scalability with a LOM slot and up to three PCI Express (PCIe) 3.0 I/O expansion slots in a 1U rack form factor.
- Reduces I/O latency and increases overall system performance with Intel Integrated I/O Technology that embeds the PCI Express 3.0 controller into the Intel Xeon Processor Scalable Family.

Availability and serviceability

The SR530 server provides many features to simplify serviceability and increase system uptime:

- Offers protection in the event of a non-correctable memory failure with Single Device Data Correction (SDDC, also known as Chipkill, requires x4-based DIMMs), Adaptive Double Device Data Correction (ADDDC, also known as Redundant Bit Steering [RBS], requires x4-based DIMMs and Intel Xeon Gold or Platinum processors), memory mirroring, and memory rank sparing.
- Provides easy access to upgrades and serviceable parts (such as processors, memory DIMMs, and adapter cards) with tool-less cover removal.
- Offers affordable data protection with software RAID and Simple Swap drives and advanced hardware RAID data redundancy with hot-swap drives.
- Provides availability for applications with redundant hot-swap power supplies and redundant non-hot-swap fans.
- Speeds up troubleshooting tasks to reduce service time with diagnostics built into the XClarity Provisioning Manager.

- Allows preventive actions in advance of possible failure, thereby increasing server uptime and application availability with Proactive Platform Alerts (including PFA and SMART alerts) for processors, voltage regulators, memory, internal storage (SAS/SATA HDDs and SSDs, M.2 storage), fans, power supplies, RAID controllers, and server ambient and sub-component temperatures.
- Continuously monitors system parameters, triggers alerts, and performs recovery actions in case of failure to minimize downtime with Built-in XClarity Controller (XCC).
- Provides quick access to system status, firmware, network, health, and alerts information via Virtual Operator Panel from the XClarity Mobile App running on the Android or iOS mobile device that is connected to the front USB port with XClarity Controller access.

Manageability and security

Powerful systems management features simplify local and remote management of the SR530 server and deliver enterprise-class data protection:

- Provides advanced service processor control, monitoring, and alerting functions with XClarity Controller, a next generation service processor.
- Improves Unified Extensible Firmware Interface (UEFI) system setup, configuration, updates, simplified error handling, and operating system deployment with the embedded XClarity Provisioning Manager.
- Offers XClarity Essentials software tools that can help you set up, use, and maintain the server.
- Increases uptime, reduces costs, and improves productivity through advanced server management capabilities with Lenovo XClarity Administrator that provides comprehensive hardware management.
- Provides on-the-go monitoring and management of devices in XClarity Administrator from anywhere with the Lenovo XClarity mobile app, which can help improve efficiency and reduce downtime risks.
- Centralizes infrastructure resource management with Lenovo XClarity Integrators for VMware vCenter and Microsoft System Center, extending XClarity Administrator features to virtualization management software tools and enabling users to deploy and manage infrastructure end-to-end.
- Offers advanced cryptographic functionality (such as digital signatures and remote attestation) with an integrated Trusted Platform Module (TPM) or optional Trusted Cryptographic Module (TCM) or Nationz TPM (available only in PRC).
- Keeps user data safe with Lenovo Business Vantage, a security software tool suite designed to work with the Trusted Cryptographic Module (available only in PRC).
- Offers enterprise-class data protection with advanced RAID and optional self-encrypting drives.
- Provides faster, stronger encryption with industry-standard AES NI support.
- Helps prevent certain classes of malicious buffer overflow attacks with Intel Execute Disable Bit functionality, when combined with a supporting operating system.
- Enhances security through hardware-based resistance to malicious software attacks with Intel Trusted Execution Technology, allowing an application to run in its own isolated space, protected from all other software running on a system.

Energy efficiency

The SR530 server offers the following energy-efficiency features to save energy, reduce operational costs, increase energy availability, and contribute to the green environment:

- Delivers impressive compute power per watt, featuring 80 PLUS Titanium and Platinum redundant power supplies.
- Enables customers to lower energy costs with design to meet ASHRAE A4 standards in select configurations.
- Reduces power drawn with Intel Intelligent Power Capability that powers individual processor elements on and off as needed.
- Helps reduce power consumption with variable speed fans.
- Helps achieve lower heat output and reduced cooling needs with Lenovo XClarity Energy Manager that provides advanced data center power notification, analysis, and policy-based management.

Components and connectors

The following figure shows the front of the SR530 server with four 3.5-inch drive bays.

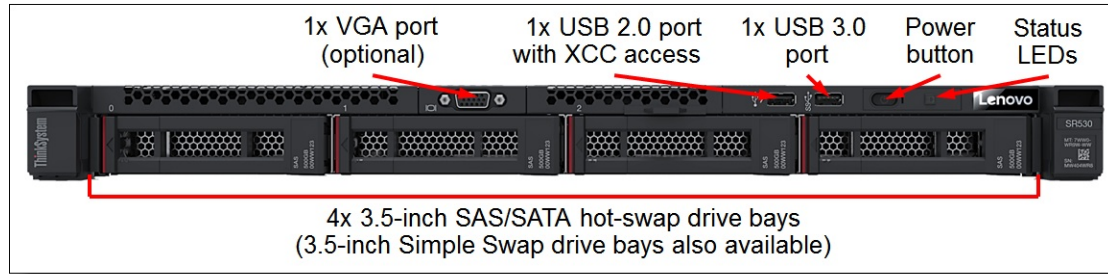


Figure 2. Front view of the SR530: 4x 3.5-inch drive bays

The following figure shows the front of the SR530 server with eight 2.5-inch drive bays.




Figure 3. Front view of the SR530: 8x 2.5-inch drive bays

The front of the SR530 server includes the following components:

- Up to 8x 2.5-inch or 4x 3.5-inch hot-swap drive bays, or 4x 3.5-inch Simple Swap drive bays.
- One VGA port (optional).
- One USB 3.0 port.
- One USB 2.0 port with XClarity Controller access.
- Power button.
- Status LEDs.

The following figure shows the rear of the SR530 server with three PCIe low profile slots.

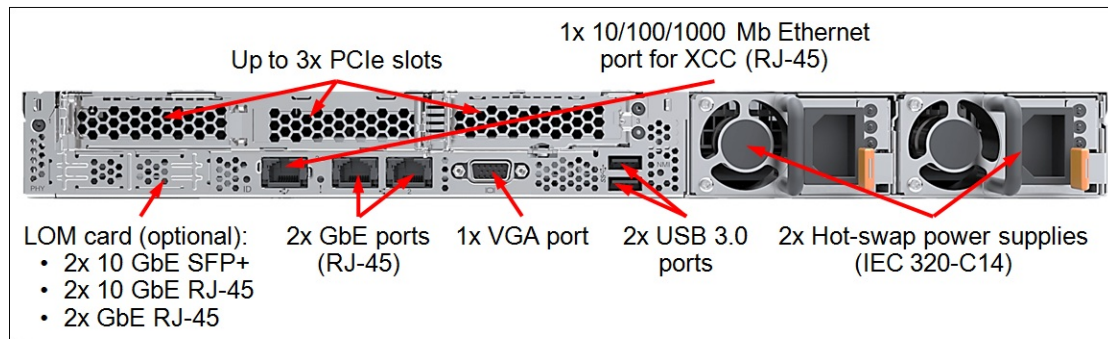


Figure 4. Rear view of the SR530

The rear of the SR530 server includes the following components:

- Up to three PCIe expansion slots (depending on the riser cards selected).
- One LOM card slot.
- One 1 GbE port for XClarity Controller.
- One VGA port.
- Two USB 3.0 ports.
- Up to two hot-swap power supplies.

The following figure shows the locations of key components inside the SR530 server.

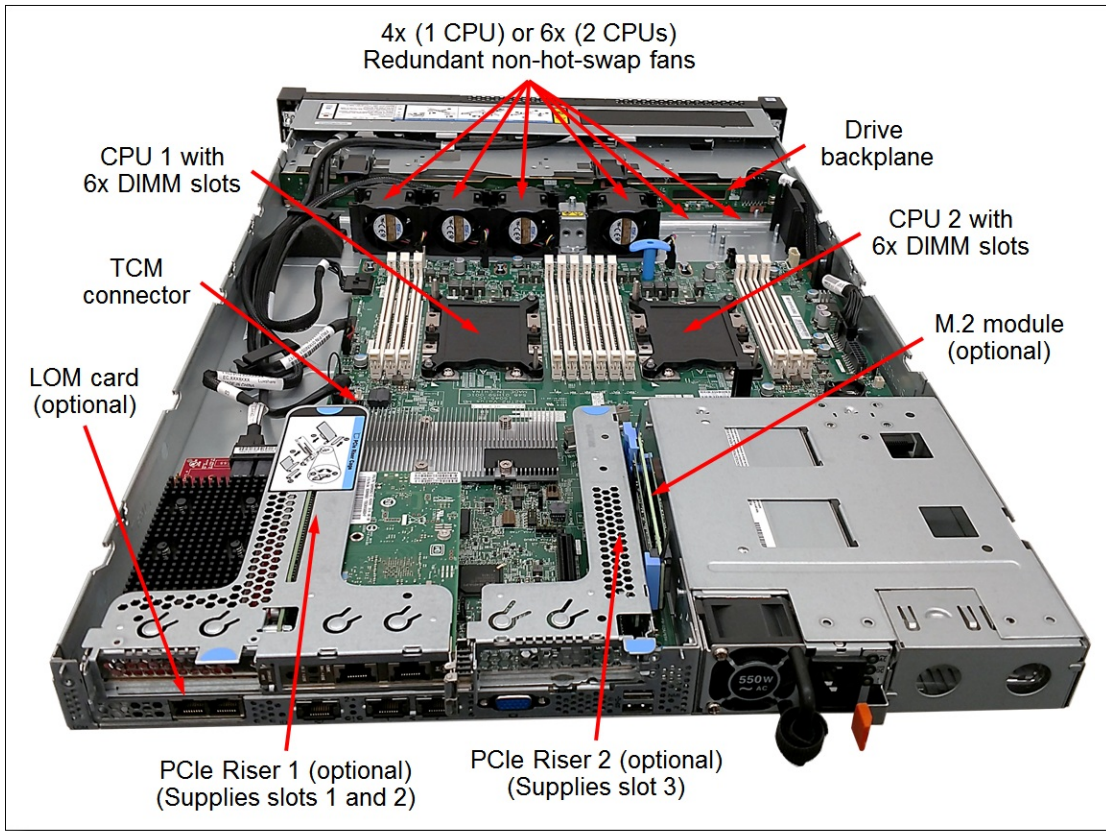


Figure 5. Internal view of the SR530

The following key components are located inside the SR530 server:

- Up to two processors.
- 12 DIMM slots (6 DIMM slots per processor).
- Drive backplanes.
- One M.2 module connector.
- One LOM card connector.
- Two slots for PCIe riser cards.
- One TCM connector.
- Four (one processor) or six (two processors) non-hot-swap system fans.

System specifications

The following table lists the system specifications for the SR530 server.

Table 1. SR530 system specifications

Attribute	Specification
Machine types	7X07 - 1 year warranty 7X08 - 3 year warranty
Form factor	1U rack-mount.
Processor	Up to two Intel Xeon Gen 2 Bronze, Silver, Gold, or Platinum processors: <ul style="list-style-type: none"> • Up to 22 cores (1.9 GHz core speeds) • Up to 3.8 GHz core speeds (4 cores) • Two UPI links up to 10.4 GT/s each • Up to 30.25 MB cache • Up to 2933 MHz memory speed

Attribute	Specification
Chipset	Intel C622.
Memory	Up to 12 DIMM sockets (6 DIMMs per processor; six memory channels per processor with one DIMM per channel) with support for the following TruDDR4 RDIMM types and capacities: <ul style="list-style-type: none"> 8 GB, 16 GB, 32 GB, and 64 GB 2933 MHz. 16 GB and 32 GB 2666 MHz.
Memory protection	Error correction code (ECC), SDDC (for x4-based memory DIMMs), ADDDC (for x4-based memory DIMMs, requires Intel Xeon Gold or Platinum processors), memory mirroring, memory rank sparing, patrol scrubbing, and demand scrubbing.
Memory capacity	Up to 768 GB with 12x 64 GB RDIMMs (Up to 384 GB per processor).
Drive bays	<ul style="list-style-type: none"> 4 LFF SATA Simple Swap drive bays 4 LFF SAS/SATA hot-swap drive bays 8 SFF SAS/SATA hot-swap drive bays
Internal storage capacity	<ul style="list-style-type: none"> 2.5-inch drives: <ul style="list-style-type: none"> 122.88TB using 8x 15.36TB 2.5-inch SAS/SATA SSDs 19.2TB using 8x 2.4TB 2.5-inch HDDs 3.5-inch drives: <ul style="list-style-type: none"> 72TB using 4x 18TB 3.5-inch HDDs 30.72TB using 4x 7.68TB 3.5-inch SAS/SATA SSDs
Storage controller	6 Gbps SATA <ul style="list-style-type: none"> Non-RAID: Onboard SATA AHCI RAID 0/1/10/5: Onboard SATA RAID (Intel RSTe) 12 Gbps SAS/6 Gbps SATA RAID <ul style="list-style-type: none"> RAID 0/1/10/5/50: <ul style="list-style-type: none"> RAID 530-8i RAID 730-8i 1GB Cache RAID 0/1/10/5/50/6/60: <ul style="list-style-type: none"> RAID 730-8i 2GB Flash RAID 930-8i 2GB Flash RAID 930-16i 4GB or 8GB Flash 12 Gbps SAS/6 Gbps SATA non-RAID: 430-8i HBA
Optical drive bays	None. Support for an external USB DVD RW Optical Disk Drive (See Optical drives).
Network interfaces	<ul style="list-style-type: none"> 2x Integrated 1 GbE RJ-45 ports (no 10/100 Mb support) Onboard LOM slot for up to two additional 1/10 Gb Ethernet ports: <ul style="list-style-type: none"> 2x 1 GbE RJ-45 ports (no 10/100 Mb support) 2x 10 GbE RJ-45 ports (no 10/100 Mb support) 2x 10 GbE SFP+ ports (no 10/100 Mb support) Optional Mezzanine LOM (ML2) slot for dual-port 10 GbE cards with SFP+ or RJ-45 connectors. 1x RJ-45 10/100/1000 Mb Ethernet systems management port.
I/O expansion slots	Up to three slots depending on the riser cards installed. The slots are as follows: <ul style="list-style-type: none"> Slot 1: PCIe 3.0 x8; low profile Slot 2: PCIe 3.0 x16 or ML2 x8; low profile or full-height, half-length Slot 3: PCIe 3.0 x8 or x16; low profile PCIe x16 slot 3 requires the second processor to be installed.
Ports	<ul style="list-style-type: none"> Front: 1x USB 2.0 port with XClarity Controller access and 1x USB 3.0 port; optional 1x VGA port. Rear: 2x USB 3.0 ports and 1x VGA port; optional 1x DB-9 serial port.
Cooling	Four (one processor) or six (two processors) non-hot-swap system fans with N+1 redundancy.
Power supply	Up to two redundant hot-swap 550 W or 750 W (100 - 240 V) High Efficiency Platinum or 750 W (200 - 240 V) High Efficiency Titanium AC power supplies. HVDC support (PRC only).

Attribute	Specification
Video	Matrox G200 with 16 MB memory integrated into the XClarity Controller. Maximum resolution is 1920x1200 at 60 Hz with 32 bits per pixel.
Hot-swap parts	Drives (select models) and power supplies.
Systems management	XClarity Controller (XCC) Standard, Advanced, or Enterprise (Pilot 4 chip), proactive platform alerts, XClarity Provisioning Manager, XClarity Essentials, XClarity Administrator, XClarity Integrators for VMware vCenter and Microsoft System Center, XClarity Energy Manager, Capacity Planner.
Security features	Power-on password, administrator's password, secure firmware updates, Trusted Platform Module (TPM) 1.2 or 2.0 (configurable UEFI setting). Optional lockable front bezel. Optional Trusted Cryptographic Module (TCM) or Nationz TPM (available only in PRC). Optional Lenovo Business Vantage security software (available only in PRC).
Operating systems	Microsoft Windows Server, Red Hat Enterprise Linux, SUSE Linux Enterprise Server, VMware ESXi. See the Operating systems section for specifics.
Warranty	One-year (7X07) or three-year (7X08) customer-replaceable unit (CRU) and onsite limited warranty with 9x5 Next Business Day Parts Delivered.
Service and support	Optional service upgrades are available through Lenovo Services: 2-hour or 4-hour response time, 6-hour or 24-hour committed service repair, warranty extension up to 5 years, 1-year or 2-year post-warranty extensions, YourDrive Your Data, Enterprise Software Support, and Basic Hardware Installation Services.
Dimensions	Width: 435 mm (17.1 in.), height: 43 mm (1.7 in.), depth: 750 mm (29.5 in.). See Physical specifications for details.
Weight	Minimum configuration: 10.2 kg (22.5 lb), maximum: 16 kg (35.3 lb)

Models

ThinkSystem SR530 models can be configured by using the [Lenovo Data Center Solution Configurator \(DCSC\)](#).

Configure-to-order (CTO) models are used to create models with factory-integrated server customizations. For CTO models, two base CTO models are available for the SR530 as listed in the following table, CTO1WW and CTOLWW:

- The CTO1WW base CTO model is for general business and is selectable by choosing **General Purpose** mode in DCSC.
- The CTOLWW base model is intended for High Performance Computing (HPC) and Artificial Intelligence (AI) configurations and solutions, including configurations for Lenovo Scalable Infrastructure (LeSI), and is enabled using either the **HPC & AI LeSI Solutions** mode or **HPC & AI ThinkSystem Hardware** mode in DCSC. CTOLWW configurations can also be built using [System x and Cluster Solutions Configurator \(x-config\)](#).

Preconfigured server models may also be available for the SR530, however these are region-specific; that is, each region may define their own server models, and not all server models are available in every region.

The following table lists the base CTO models of the ThinkSystem SR530 server.

Table 2. Base CTO models

Description	Machine Type/Model General purpose	Machine Type/Model for HPC and AI
ThinkSystem SR530 - 3 year Warranty	7X08CTO1WW	7X08CTOLWW
ThinkSystem SR530 - 1 year Warranty	7X07CTO1WW	7X07CTOLWW

The following table lists the base chassis for CTO models of the SR530 server.

Table 3. Base chassis for CTO models

Feature code	Description
AV0T	ThinkSystem SR530 3.5" Chassis with 4 Bays
AV0S	ThinkSystem SR530 2.5" Chassis with 8 Bays

All models of the SR530 server are shipped with the following items:

- *Rack Installation Guide*
- *Electronic Publications Flyer*

Models table conventions: The model tables shown in this section use the following conventions:

- XClarity Controller: "S" = Standard, "A" = Advanced, "E" = Enterprise.
- Front VGA port: "Y" = Included; "N" = Not included, optional.
- Tool-less Rail Kit: "Y" = Included; "N" = Not included, optional.
- Cable Management Arm (CMA): "Y" = Included; "N" = Not included, optional.
- Power cord:
 - "R1" = 1.5 m C13-C14 rack power cable.
 - "R2" = 2.8 m C13-C14 rack power cable.
 - "L2" = 2.8 m line cord.
 - "N" = Not included; see [Power supplies and cables](#) for the ordering information.

The following tables list the models of the SR530 server for the following regions:

- [Brazil](#)
- [Latin America \(except Brazil\)](#)
- [Europe, Middle East, and Africa \(EMEA\)](#)
- [India](#)
- [Hong Kong, Taiwan, Korea](#)
- [Japan](#)
- [Association of Southeast Asian Nations \(ASEAN\)](#)
- [Australia and New Zealand](#)

Table 4. SR530 server models: Brazil

Model number	Intel Xeon processor* (2 max)	Memory DIMM (12 max)	Storage controller	Drive bays (std / max)	Drives	Eth. LOM	I/O slots (3 max)^	Power supply (2 max)	XClarity Controller	Front VGA port	Tool-less Rail Kit	CMA	Power cord
Relationship models - Brazil													
7X08A0A1BR	1x 4208 8C 85W 2.1GHz	1x 32GB (x4) 2666MHz	1x RAID 730-8i 2GB	8 / 8 HS SFF	Open bay	2x 1Gb RJ-45	1x PCIe x8 1x PCIe x16 FH	1x 550W	S	N	Y	N	L2
TopSeller models - Brazil													
7X08100QBR	1x 3204 6C 85W 1.9GHz	1x 16GB (x8) 2666MHz	1x SATA AHCI	4 / 4 SS LFF	Open bay	2x 1Gb RJ-45	1x PCIe x8 1x PCIe x16 LP	1x 550W	S	N	Y	N	R2
7X08A0A2BR	1x 3204 6C 85W 1.9GHz	1x 16GB (x8) 2666MHz	1x RAID 530-8i	4 / 4 HS LFF	Open bay	2x 1Gb RJ-45	1x PCIe x8 1x PCIe x16 FH	1x 550W	S	N	Y	N	L2
7X08A09YBR	1x 3204 6C 85W 1.9GHz	1x 16GB (x4) 2933MHz	1x RAID 530-8i	4 / 4 HS LFF	Open bay	2x 1Gb RJ-45	1x PCIe x8 1x PCIe x16 FH	1x 550W	S	Y	Y	N	R2
7X08A09ZBR	1x 4208 8C 85W 2.1GHz	1x 16GB (x4) 2933MHz	1x RAID 530-8i	4 / 4 HS LFF	Open bay	2x 1Gb RJ-45	1x PCIe x8 1x PCIe x16 FH	1x 550W	S	Y	Y	N	R2
7X08A0APBR	1x 4208 8C 85W 2.1GHz	1x 32GB (x4) 2933MHz	1x RAID 730-8i 2GB	8 / 8 HS SFF	Open bay	2x 1Gb RJ-45	1x PCIe x8 1x PCIe x16 FH	1x 550W	S	N	Y	N	L2

* Processor details: Processor quantity and model, cores, thermal design power (TDP), and core speed.

^ The server supports up to three I/O slots on the riser cards. An internal PCIe storage controller occupies the PCIe slot 1. The onboard SATA RAID controller does not consume a PCIe slot.

Table 5. SR530 server models: Latin America (except Brazil)

Model number	Intel Xeon processor* (2 max)	Memory DIMM (12 max)	Storage controller	Drive bays (std / max)	Drives	Eth. LOM	I/O slots (3 max)^	Power supply (2 max)	XClarity Controller	Front VGA port	Tool-less Rail Kit	CMA	Power cord
TopSeller models - Latin America (except Brazil)													
7X08A09WLA	1x 3204 6C 85W 1.9GHz	1x 16GB (x4) 2933MHz	1x RAID 530-8i	4 / 4 HS LFF	Open bay	2x 1Gb RJ-45	1x PCIe x8 1x PCIe x16 FH	1x 550W	S	Y	Y	N	R2
7X08A09XLA	1x 4208 8C 85W 2.1GHz	1x 16GB (x4) 2933MHz	1x RAID 530-8i	4 / 4 HS LFF	Open bay	2x 1Gb RJ-45	1x PCIe x8 1x PCIe x16 FH	1x 550W	S	Y	Y	N	R2
7X08A0AQLA	1x 4208 8C 85W 2.1GHz	1x 16GB (x4) 2933MHz	1x RAID 730-8i 2GB	8 / 8 HS SFF	Open bay	2x 1Gb RJ-45	1x PCIe x8 1x PCIe x16 LP	1x 750W Platinum	S	Y	Y	N	R2

* Processor details: Processor quantity and model, cores, thermal design power (TDP), and core speed.

^ The server supports up to three I/O slots on the riser cards. An internal PCIe storage controller occupies the PCIe slot 1. The onboard SATA RAID controller does not consume a PCIe slot.

Table 6. SR530 server models: EMEA

Model number	Intel Xeon processor* (2 max)	Memory DIMM (12 max)	Storage controller	Drive bays (std / max)	Drives	Eth. LOM	I/O slots (3 max)^	Power supply (2 max)	XClarity Controller	Front VGA port	Tool-less Rail Kit	CMA	Power cord
Relationship models - EMEA													
7X08A0ACEA	1x 3206R 8C 85W 1.9GHz	1x 16GB (x8) 2933MHz	1x RAID 530-8i	8 / 8 HS SFF	Open bay	Open slot	1x PCIe x8 1x PCIe x16 LP	1x 550W	A	N	Y	N	R2
7X08A075EA	1x 4208 8C 85W 2.1GHz	1x 16GB (x8) 2666MHz	1x RAID 530-8i	8 / 8 HS SFF	Open bay	Open slot	1x PCIe x8 1x PCIe x16 LP	1x 750W Platinum	A	N	Y	N	R2
7X08A0AZEAE	1x 4208 8C 85W 2.1GHz	1x 32GB (x4) 2933MHz	None	8 / 8 HS SFF	Open bay	Open slot	1x PCIe x8 1x PCIe x16 LP	1x 750W Platinum	E	N	Y	N	R2
7X08A0ADEA	1x 4208 8C 85W 2.1GHz	1x 16GB (x8) 2933MHz	1x RAID 530-8i	8 / 8 HS SFF	Open bay	Open slot	1x PCIe x8 1x PCIe x16 LP	1x 750W Platinum	A	N	Y	N	R2
7X08A0AHEA	1x 4208 8C 85W 2.1GHz	1x 16GB (x8) 2933MHz	1x RAID 930-8i 2GB	8 / 8 HS SFF	Open bay	Open slot	1x PCIe x8 1x PCIe x16 LP	1x 750W Platinum	A	N	Y	N	R2
7X08A078EA	1x 4210 10C 85W 2.2GHz	1x 16GB (x8) 2666MHz	1x RAID 530-8i	8 / 8 HS SFF	Open bay	Open slot	1x PCIe x8 1x PCIe x16 LP	1x 750W Platinum	A	N	Y	N	R2
7X08A06WEA	1x 4210 10C 85W 2.2GHz	1x 16GB (x8) 2666MHz	1x RAID 930-8i 2GB	4 / 4 HS LFF	Open bay	Open slot	1x PCIe x8 1x PCIe x16 LP	1x 550W	S	N	Y	N	R2
7X08A07FEA	1x 4210 10C 85W 2.2GHz	1x 16GB (x8) 2666MHz	1x RAID 930-8i 2GB	8 / 8 HS SFF	Open bay	Open slot	1x PCIe x8 1x PCIe x16 LP	1x 750W Platinum	A	N	Y	N	R2
7X08A0AEEA	1x 4210R 10C 100W 2.4GHz	1x 16GB (x8) 2933MHz	1x RAID 530-8i	8 / 8 HS SFF	Open bay	Open slot	1x PCIe x8 1x PCIe x16 LP	1x 750W Platinum	A	N	Y	N	R2
7X08A0AJEA	1x 4210R 10C 100W 2.4GHz	1x 16GB (x8) 2933MHz	1x RAID 930-8i 2GB	8 / 8 HS SFF	Open bay	Open slot	1x PCIe x8 1x PCIe x16 LP	1x 750W Platinum	A	N	Y	N	R2
7X08A07CEA	1x 4214 12C 85W 2.2GHz	1x 16GB (x8) 2666MHz	1x RAID 930-8i 2GB	8 / 8 HS SFF	Open bay	Open slot	1x PCIe x8 1x PCIe x16 LP	1x 750W Platinum	A	N	Y	N	R2
7X08A0AKEA	1x 4214R 12C 100W 2.4GHz	1x 16GB (x8) 2933MHz	1x RAID 930-8i 2GB	8 / 8 HS SFF	Open bay	Open slot	1x PCIe x8 1x PCIe x16 LP	1x 750W Platinum	A	N	Y	N	R2
7X08A070EA	1x 4216 16C 100W 2.1GHz	1x 16GB (x8) 2666MHz	1x RAID 930-8i 2GB	8 / 8 HS SFF	Open bay	Open slot	1x PCIe x8 1x PCIe x16 LP	1x 750W Platinum	A	N	Y	N	R2
7X08A0ALEA	1x 5218R 20C 125W 2.1GHz	1x 16GB (x8) 2933MHz	1x RAID 930-8i 2GB	8 / 8 HS SFF	Open bay	Open slot	1x PCIe x8 1x PCIe x16 LP	1x 750W Platinum	A	N	Y	N	R2

* Processor details: Processor quantity and model, cores, thermal design power (TDP), and core speed.

^ The server supports up to three I/O slots on the riser cards. An internal PCIe storage controller occupies the PCIe slot 1. The onboard SATA RAID controller does not consume a PCIe slot.

Table 7. SR530 server models: India

Model number	Intel Xeon processor* (2 max)	Memory DIMM (12 max)	Storage controller	Drive bays (std / max)	Drives	Eth. LOM	I/O slots (3 max)^	Power supply (2 max)	XClarity Controller	Front VGA port	Tool-less Rail Kit	CMA	Power cord
Relationship models - India													
7X08A08TSG	1x 3204 6C 85W 1.9GHz	1x 8GB (x8) 2933MHz	1x RAID 530-8i	4 / 4 HS LFF	Open bay	Open slot	1x PCIe x8 1x PCIe x16 LP	1x 750W Platinum	S	N	N	N	R2
7X08A07USG	1x 3204 6C 85W 1.9GHz	1x 8GB (x8) 2933MHz	1x RAID 530-8i	8 / 8 HS SFF	Open bay	Open slot	1x PCIe x8 1x PCIe x16 LP	1x 750W Platinum	S	N	N	N	R2

Model number	Intel Xeon processor* (2 max)	Memory DIMM (12 max)	Storage controller	Drive bays (std / max)	Drives	Eth. LOM	I/O slots (3 max)^	Power supply (2 max)	XClarity Controller	Front VGA port	Tool-less Rail Kit	CMA	Power cord
7X08A07WSG	1x 4208 8C 85W 2.1GHz	1x 8GB (x8) 2933MHz	1x RAID 530-8i	4 / 4 HS LFF	Open bay	Open slot	1x PCIe x8 1x PCIe x16 LP	1x 750W Platinum	S	N	N	N	R2
7X08A084SG	1x 4208 8C 85W 2.1GHz	1x 8GB (x8) 2933MHz	1x RAID 530-8i	8 / 8 HS SFF	Open bay	Open slot	1x PCIe x8 1x PCIe x16 LP	1x 750W Platinum	S	N	N	N	R2
7X08A07YSG	1x 4210 10C 85W 2.2GHz	1x 8GB (x8) 2933MHz	1x RAID 530-8i	4 / 4 HS LFF	Open bay	Open slot	1x PCIe x8 1x PCIe x16 LP	1x 750W Platinum	S	N	N	N	R2
7X08A079SG	1x 4210 10C 85W 2.2GHz	1x 8GB (x8) 2933MHz	1x RAID 530-8i	8 / 8 HS SFF	Open bay	Open slot	1x PCIe x8 1x PCIe x16 LP	1x 750W Platinum	S	N	N	N	R2
7X08A06VSG	1x 4214 12C 85W 2.2GHz	1x 8GB (x8) 2933MHz	1x RAID 530-8i	4 / 4 HS LFF	Open bay	Open slot	1x PCIe x8 1x PCIe x16 LP	1x 750W Platinum	S	N	N	N	R2
7X08A07SSG	1x 4214 12C 85W 2.2GHz	1x 8GB (x8) 2933MHz	1x RAID 530-8i	8 / 8 HS SFF	Open bay	Open slot	1x PCIe x8 1x PCIe x16 LP	1x 750W Platinum	S	N	N	N	R2
7X08A07JSG	1x 4215 8C 85W 2.5GHz	1x 8GB (x8) 2933MHz	1x RAID 530-8i	4 / 4 HS LFF	Open bay	Open slot	1x PCIe x8 1x PCIe x16 LP	1x 750W Platinum	S	N	N	N	R2
7X08A09ASG	1x 4215 8C 85W 2.5GHz	1x 8GB (x8) 2933MHz	1x RAID 530-8i	8 / 8 HS SFF	Open bay	Open slot	1x PCIe x8 1x PCIe x16 LP	1x 750W Platinum	S	N	N	N	R2
7X08A08PSG	1x 4216 16C 100W 2.1GHz	1x 8GB (x8) 2933MHz	1x RAID 530-8i	4 / 4 HS LFF	Open bay	Open slot	1x PCIe x8 1x PCIe x16 LP	1x 750W Platinum	S	N	N	N	R2
7X08A098SG	1x 4216 16C 100W 2.1GHz	1x 8GB (x8) 2933MHz	1x RAID 530-8i	8 / 8 HS SFF	Open bay	Open slot	1x PCIe x8 1x PCIe x16 LP	1x 750W Platinum	S	N	N	N	R2
7X08A077SG	1x 5215 10C 85W 2.5GHz	1x 8GB (x8) 2933MHz	1x RAID 530-8i	4 / 4 HS LFF	Open bay	Open slot	1x PCIe x8 1x PCIe x16 LP	1x 750W Platinum	S	N	N	N	R2
7X08A095SG	1x 5215 10C 85W 2.5GHz	1x 8GB (x8) 2933MHz	1x RAID 530-8i	8 / 8 HS SFF	Open bay	Open slot	1x PCIe x8 1x PCIe x16 LP	1x 750W Platinum	S	N	N	N	R2
7X08A07RSG	1x 5217 8C 115W 3.0GHz	1x 8GB (x8) 2933MHz	1x RAID 530-8i	4 / 4 HS LFF	Open bay	Open slot	1x PCIe x8 1x PCIe x16 LP	1x 750W Platinum	S	N	N	N	R2
7X08A08VSG	1x 5217 8C 115W 3.0GHz	1x 8GB (x8) 2933MHz	1x RAID 530-8i	8 / 8 HS SFF	Open bay	Open slot	1x PCIe x8 1x PCIe x16 LP	1x 750W Platinum	S	N	N	N	R2
7X08A08WSG	1x 5218 16C 125W 2.3GHz	1x 8GB (x8) 2933MHz	1x RAID 530-8i	4 / 4 HS LFF	Open bay	Open slot	1x PCIe x8 1x PCIe x16 LP	1x 750W Platinum	S	N	N	N	R2
7X08A06USG	1x 5218 16C 125W 2.3GHz	1x 8GB (x8) 2933MHz	1x RAID 530-8i	8 / 8 HS SFF	Open bay	Open slot	1x PCIe x8 1x PCIe x16 LP	1x 750W Platinum	S	N	N	N	R2
7X08A094SG	1x 5220 18C 125W 2.2GHz	1x 8GB (x8) 2933MHz	1x RAID 530-8i	4 / 4 HS LFF	Open bay	Open slot	1x PCIe x8 1x PCIe x16 LP	1x 750W Platinum	S	N	N	N	R2
7X08A089SG	1x 5220 18C 125W 2.2GHz	1x 8GB (x8) 2933MHz	1x RAID 530-8i	8 / 8 HS SFF	Open bay	Open slot	1x PCIe x8 1x PCIe x16 LP	1x 750W Platinum	S	N	N	N	R2
7X08A09ESG	1x 6230 20C 125W 2.1GHz	1x 8GB (x8) 2933MHz	1x RAID 530-8i	4 / 4 HS LFF	Open bay	Open slot	1x PCIe x8 1x PCIe x16 LP	1x 750W Platinum	S	N	N	N	R2
7X08A08KSG	1x 6230 20C 125W 2.1GHz	1x 8GB (x8) 2933MHz	1x RAID 530-8i	8 / 8 HS SFF	Open bay	Open slot	1x PCIe x8 1x PCIe x16 LP	1x 750W Platinum	S	N	N	N	R2

* Processor details: Processor quantity and model, cores, thermal design power (TDP), and core speed.

^ The server supports up to three I/O slots on the riser cards. An internal PCIe storage controller occupies the PCIe slot 1. The onboard SATA RAID controller does not consume a PCIe slot.

Table 8. SR530 server models: Hong Kong, Taiwan, Korea

Model number	Intel Xeon processor* (2 max)	Memory DIMM (12 max)	Storage controller	Drive bays (std / max)	Drives	Eth. LOM	I/O slots (3 max)^	Power supply (2 max)	XClarity Controller	Front VGA port	Tool-less Rail Kit	CMA	Power cord
Relationship models - Hong Kong, Taiwan, Korea													
7X08A09CCN	1x 3204 6C 85W 1.9GHz	1x 8GB (x8) 2933MHz	1x RAID 530-8i	4 / 4 HS LFF	Open bay	Open slot	1x PCIe x8 1x PCIe x16 LP	1x 750W Platinum	S	N	N	N	N
7X08A085CN	1x 3204 6C 85W 1.9GHz	1x 8GB (x8) 2933MHz	1x RAID 530-8i	8 / 8 HS SFF	Open bay	Open slot	1x PCIe x8 1x PCIe x16 LP	1x 750W Platinum	S	N	N	N	N
7X08100VCN	1x 4208 8C 85W 2.1GHz	1x 16GB (x8) 2933MHz	1x RAID 930-8i 2GB	8 / 8 HS SFF	Open bay	Open slot	1x PCIe x8 1x PCIe x16 LP	1x 750W Platinum	S	N	Y	N	Y
7X08A071CN	1x 4208 8C 85W 2.1GHz	1x 8GB (x8) 2933MHz	1x RAID 530-8i	4 / 4 HS LFF	Open bay	Open slot	1x PCIe x8 1x PCIe x16 LP	1x 750W Platinum	S	N	N	N	N
7X08A06YCN	1x 4208 8C 85W 2.1GHz	1x 8GB (x8) 2933MHz	1x RAID 530-8i	8 / 8 HS SFF	Open bay	Open slot	1x PCIe x8 1x PCIe x16 LP	1x 750W Platinum	S	N	N	N	N
7X08A09BCN	1x 4210 10C 85W 2.2GHz	1x 8GB (x8) 2933MHz	1x RAID 530-8i	4 / 4 HS LFF	Open bay	Open slot	1x PCIe x8 1x PCIe x16 LP	1x 750W Platinum	S	N	N	N	N
7X08A080CN	1x 4210 10C 85W 2.2GHz	1x 8GB (x8) 2933MHz	1x RAID 530-8i	8 / 8 HS SFF	Open bay	Open slot	1x PCIe x8 1x PCIe x16 LP	1x 750W Platinum	S	N	N	N	N
7X08A08CCN	1x 4214 12C 85W 2.2GHz	1x 8GB (x8) 2933MHz	1x RAID 530-8i	4 / 4 HS LFF	Open bay	Open slot	1x PCIe x8 1x PCIe x16 LP	1x 750W Platinum	S	N	N	N	N
7X08A082CN	1x 4214 12C 85W 2.2GHz	1x 8GB (x8) 2933MHz	1x RAID 530-8i	8 / 8 HS SFF	Open bay	Open slot	1x PCIe x8 1x PCIe x16 LP	1x 750W Platinum	S	N	N	N	N
7X08A07XCN	1x 4215 8C 85W 2.5GHz	1x 8GB (x8) 2933MHz	1x RAID 530-8i	4 / 4 HS LFF	Open bay	Open slot	1x PCIe x8 1x PCIe x16 LP	1x 750W Platinum	S	N	N	N	N
7X08A08NCN	1x 4215 8C 85W 2.5GHz	1x 8GB (x8) 2933MHz	1x RAID 530-8i	8 / 8 HS SFF	Open bay	Open slot	1x PCIe x8 1x PCIe x16 LP	1x 750W Platinum	S	N	N	N	N
7X08A09DCN	1x 4216 16C 100W 2.1GHz	1x 8GB (x8) 2933MHz	1x RAID 530-8i	4 / 4 HS LFF	Open bay	Open slot	1x PCIe x8 1x PCIe x16 LP	1x 750W Platinum	S	N	N	N	N
7X08A07NCN	1x 4216 16C 100W 2.1GHz	1x 8GB (x8) 2933MHz	1x RAID 530-8i	8 / 8 HS SFF	Open bay	Open slot	1x PCIe x8 1x PCIe x16 LP	1x 750W Platinum	S	N	N	N	N
7X08A088CN	1x 5215 10C 85W 2.5GHz	1x 8GB (x8) 2933MHz	1x RAID 530-8i	4 / 4 HS LFF	Open bay	Open slot	1x PCIe x8 1x PCIe x16 LP	1x 750W Platinum	S	N	N	N	N
7X08A08GCN	1x 5215 10C 85W 2.5GHz	1x 8GB (x8) 2933MHz	1x RAID 530-8i	8 / 8 HS SFF	Open bay	Open slot	1x PCIe x8 1x PCIe x16 LP	1x 750W Platinum	S	N	N	N	N
7X08A08JCN	1x 5217 8C 115W 3.0GHz	1x 8GB (x8) 2933MHz	1x RAID 530-8i	4 / 4 HS LFF	Open bay	Open slot	1x PCIe x8 1x PCIe x16 LP	1x 750W Platinum	S	N	N	N	N
7X08A07GCN	1x 5217 8C 115W 3.0GHz	1x 8GB (x8) 2933MHz	1x RAID 530-8i	8 / 8 HS SFF	Open bay	Open slot	1x PCIe x8 1x PCIe x16 LP	1x 750W Platinum	S	N	N	N	N
7X08A076CN	1x 5218 16C 125W 2.3GHz	1x 8GB (x8) 2933MHz	1x RAID 530-8i	4 / 4 HS LFF	Open bay	Open slot	1x PCIe x8 1x PCIe x16 LP	1x 750W Platinum	S	N	N	N	N
7X08A087CN	1x 5218 16C 125W 2.3GHz	1x 8GB (x8) 2933MHz	1x RAID 530-8i	8 / 8 HS SFF	Open bay	Open slot	1x PCIe x8 1x PCIe x16 LP	1x 750W Platinum	S	N	N	N	N
7X08A08MCN	1x 5220 18C 125W 2.2GHz	1x 8GB (x8) 2933MHz	1x RAID 530-8i	4 / 4 HS LFF	Open bay	Open slot	1x PCIe x8 1x PCIe x16 LP	1x 750W Platinum	S	N	N	N	N
7X08A092CN	1x 5220 18C 125W 2.2GHz	1x 8GB (x8) 2933MHz	1x RAID 530-8i	8 / 8 HS SFF	Open bay	Open slot	1x PCIe x8 1x PCIe x16 LP	1x 750W Platinum	S	N	N	N	N
7X08A06XCN	1x 6230 20C 125W 2.1GHz	1x 8GB (x8) 2933MHz	1x RAID 530-8i	4 / 4 HS LFF	Open bay	Open slot	1x PCIe x8 1x PCIe x16 LP	1x 750W Platinum	S	N	N	N	N
7X08A07KCN	1x 6230 20C 125W 2.1GHz	1x 8GB (x8) 2933MHz	1x RAID 530-8i	8 / 8 HS SFF	Open bay	Open slot	1x PCIe x8 1x PCIe x16 LP	1x 750W Platinum	S	N	N	N	N

* Processor details: Processor quantity and model, cores, thermal design power (TDP), and core speed.

^ The server supports up to three I/O slots on the riser cards. An internal PCIe storage controller occupies the PCIe slot 1. The onboard SATA RAID controller does not consume a PCIe slot.

Table 9. SR530 server models: Japan

Model number	Intel Xeon processor* (2 max)	Memory DIMM (12 max)	Storage controller	Drive bays (std / max)	Drives	Eth. LOM	I/O slots (3 max)^	Power supply (2 max)	XClarity Controller	Front VGA port	Tool-less Rail Kit	CMA	Power cord
Relationship models - Japan													
7X08A0AWJP	1x 5218R 20C 125W 2.1GHz	1x 16GB (x4) 2666	None	None / 8 SFF	Open bay	Open slot	None	1x 550W Platinum	A	N	Y	N	N
TopSeller models - Japan													
7X08A08AJP	1x 3204 6C 85W 1.9GHz	1x 16GB (x4) 2666MHz	1x RAID 530-8i	4 / 4 HS LFF	Open bay	Open slot	1x PCIe x8 1x PCIe x16 LP	1x 550W	A	N	Y	N	N
7X08A08DJP	1x 3204 6C 85W 1.9GHz	1x 16GB (x4) 2666MHz	1x RAID 730-8i 2GB	8 / 8 HS SFF	Open bay	Open slot	1x PCIe x8 1x PCIe x16 LP	1x 550W	A	N	Y	N	N
7X08A08EJP	1x 4208 8C 85W 2.1GHz	1x 16GB (x4) 2666MHz	1x RAID 730-8i 2GB	8 / 8 HS SFF	Open bay	Open slot	1x PCIe x8 1x PCIe x16 LP	1x 550W	A	N	Y	N	N
7X08A07HJP	1x 4210 10C 85W 2.2GHz	1x 16GB (x4) 2666MHz	1x RAID 530-8i	4 / 4 HS LFF	Open bay	Open slot	1x PCIe x8 1x PCIe x16 LP	1x 550W	A	N	Y	N	N
7X08A08SJP	1x 4210 10C 85W 2.2GHz	1x 16GB (x4) 2666MHz	1x RAID 730-8i 2GB	8 / 8 HS SFF	Open bay	Open slot	1x PCIe x8 1x PCIe x16 LP	1x 550W	A	N	Y	N	N
7X08A08QJP	1x 4214 12C 85W 2.2GHz	1x 16GB (x4) 2666MHz	1x RAID 730-8i 2GB	8 / 8 HS SFF	Open bay	Open slot	1x PCIe x8 1x PCIe x16 LP	1x 550W	A	N	Y	N	N
7X08A07QJP	1x 4215 8C 85W 2.5GHz	1x 16GB (x4) 2666MHz	1x RAID 730-8i 2GB	8 / 8 HS SFF	Open bay	Open slot	1x PCIe x8 1x PCIe x16 LP	1x 550W	A	N	Y	N	N
7X08A07LJP	1x 4216 16C 100W 2.1GHz	1x 16GB (x4) 2666MHz	1x RAID 530-8i	4 / 4 HS LFF	Open bay	Open slot	1x PCIe x8 1x PCIe x16 LP	1x 550W	A	N	Y	N	N
7X08A07MJP	1x 4216 16C 100W 2.1GHz	1x 16GB (x4) 2666MHz	1x RAID 730-8i 2GB	8 / 8 HS SFF	Open bay	Open slot	1x PCIe x8 1x PCIe x16 LP	1x 550W	A	N	Y	N	N
7X08A08HJP	1x 5215 10C 85W 2.5GHz	1x 16GB (x4) 2666MHz	1x RAID 730-8i 2GB	8 / 8 HS SFF	Open bay	Open slot	1x PCIe x8 1x PCIe x16 LP	1x 550W	A	N	Y	N	N
7X08A08FJP	1x 5217 8C 115W 3.0GHz	1x 16GB (x4) 2666MHz	1x RAID 730-8i 2GB	8 / 8 HS SFF	Open bay	Open slot	1x PCIe x8 1x PCIe x16 LP	1x 550W	A	N	Y	N	N
7X08A08YJP	1x 5218 16C 125W 2.3GHz	1x 16GB (x4) 2666MHz	1x RAID 730-8i 2GB	8 / 8 HS SFF	Open bay	Open slot	1x PCIe x8 1x PCIe x16 LP	1x 550W	A	N	Y	N	N
7X08A090JP	1x 5220 18C 125W 2.2GHz	1x 16GB (x4) 2666MHz	1x RAID 730-8i 2GB	8 / 8 HS SFF	Open bay	Open slot	1x PCIe x8 1x PCIe x16 LP	1x 550W	A	N	Y	N	N
7X08A08UJP	1x 5222 4C 105W 3.8GHz	1x 16GB (x4) 2666MHz	1x RAID 730-8i 2GB	8 / 8 HS SFF	Open bay	Open slot	1x PCIe x8 1x PCIe x16 LP	1x 550W	A	N	Y	N	N
7X08A096JP	1x 6230 20C 125W 2.1GHz	1x 16GB (x4) 2666MHz	1x RAID 730-8i 2GB	8 / 8 HS SFF	Open bay	Open slot	1x PCIe x8 1x PCIe x16 LP	1x 550W	A	N	Y	N	N
7X08A0AXJP	1x 3206R 8C 85W 1.9GHz	1x 16GB (x4) 2666	None	None / 8 SFF	Open bay	Open slot	None	1x 550W Platinum	A	N	Y	N	N
7X08A0AYJP	1x 4210R 10C 100W 2.4GHz	1x 16GB (x4) 2666	None	None / 8 SFF	Open bay	Open slot	None	1x 550W Platinum	A	N	Y	N	N
7X08A0AVJP	1x 4214R 12C 100W 2.4GHz	1x 16GB (x4) 2666	None	None / 8 SFF	Open bay	Open slot	None	1x 550W Platinum	A	N	Y	N	N

* Processor details: Processor quantity and model, cores, thermal design power (TDP), and core speed.

^ The server supports up to three I/O slots on the riser cards. An internal PCIe storage controller occupies the PCIe slot 1. The onboard SATA RAID controller does not consume a PCIe slot.

Table 10. SR530 server models: ASEAN

Model number	Intel Xeon processor* (2 max)	Memory DIMM (12 max)	Storage controller	Drive bays (std / max)	Drives	Eth. LOM	I/O slots (3 max)^	Power supply (2 max)	XClarity Controller	Front VGA port	Tool-less Rail Kit	CMA	Power cord
Relationship models - ASEAN													
7X08A099SG	1x 3204 6C 85W 1.9GHz	1x 8GB (x8) 2933MHz	1x RAID 530-8i	4 / 4 HS LFF	Open bay	Open slot	1x PCIe x8 1x PCIe x16 LP	1x 750W Platinum	S	N	N	N	N
7X08A086SG	1x 3204 6C 85W 1.9GHz	1x 8GB (x8) 2933MHz	1x RAID 530-8i	8 / 8 HS SFF	Open bay	Open slot	1x PCIe x8 1x PCIe x16 LP	1x 750W Platinum	S	N	N	N	N
7X08A08ZSG	1x 4208 8C 85W 2.1GHz	1x 8GB (x8) 2933MHz	1x RAID 530-8i	4 / 4 HS LFF	Open bay	Open slot	1x PCIe x8 1x PCIe x16 LP	1x 750W Platinum	S	N	N	N	N
7X08A06ZSG	1x 4208 8C 85W 2.1GHz	1x 8GB (x8) 2933MHz	1x RAID 530-8i	8 / 8 HS SFF	Open bay	Open slot	1x PCIe x8 1x PCIe x16 LP	1x 750W Platinum	S	N	N	N	N
7X08A08XSG	1x 4210 10C 85W 2.2GHz	1x 8GB (x8) 2933MHz	1x RAID 530-8i	4 / 4 HS LFF	Open bay	Open slot	1x PCIe x8 1x PCIe x16 LP	1x 750W Platinum	S	N	N	N	N
7X08A081SG	1x 4210 10C 85W 2.2GHz	1x 8GB (x8) 2933MHz	1x RAID 530-8i	8 / 8 HS SFF	Open bay	Open slot	1x PCIe x8 1x PCIe x16 LP	1x 750W Platinum	S	N	N	N	N
7X08A07ZSG	1x 4214 12C 85W 2.2GHz	1x 8GB (x8) 2933MHz	1x RAID 530-8i	4 / 4 HS LFF	Open bay	Open slot	1x PCIe x8 1x PCIe x16 LP	1x 750W Platinum	S	N	N	N	N
7X08A07DSG	1x 4214 12C 85W 2.2GHz	1x 8GB (x8) 2933MHz	1x RAID 530-8i	8 / 8 HS SFF	Open bay	Open slot	1x PCIe x8 1x PCIe x16 LP	1x 750W Platinum	S	N	N	N	N
7X08A083SG	1x 4215 8C 85W 2.5GHz	1x 8GB (x8) 2933MHz	1x RAID 530-8i	4 / 4 HS LFF	Open bay	Open slot	1x PCIe x8 1x PCIe x16 LP	1x 750W Platinum	S	N	N	N	N
7X08A093SG	1x 4215 8C 85W 2.5GHz	1x 8GB (x8) 2933MHz	1x RAID 530-8i	8 / 8 HS SFF	Open bay	Open slot	1x PCIe x8 1x PCIe x16 LP	1x 750W Platinum	S	N	N	N	N
7X08A07VSG	1x 4216 16C 100W 2.1GHz	1x 8GB (x8) 2933MHz	1x RAID 530-8i	4 / 4 HS LFF	Open bay	Open slot	1x PCIe x8 1x PCIe x16 LP	1x 750W Platinum	S	N	N	N	N
7X08A07ESG	1x 4216 16C 100W 2.1GHz	1x 8GB (x8) 2933MHz	1x RAID 530-8i	8 / 8 HS SFF	Open bay	Open slot	1x PCIe x8 1x PCIe x16 LP	1x 750W Platinum	S	N	N	N	N
7X08A08RSG	1x 5215 10C 85W 2.5GHz	1x 8GB (x8) 2933MHz	1x RAID 530-8i	4 / 4 HS LFF	Open bay	Open slot	1x PCIe x8 1x PCIe x16 LP	1x 750W Platinum	S	N	N	N	N
7X08A073SG	1x 5215 10C 85W 2.5GHz	1x 8GB (x8) 2933MHz	1x RAID 530-8i	8 / 8 HS SFF	Open bay	Open slot	1x PCIe x8 1x PCIe x16 LP	1x 750W Platinum	S	N	N	N	N
7X08A097SG	1x 5217 8C 115W 3.0GHz	1x 8GB (x8) 2933MHz	1x RAID 530-8i	4 / 4 HS LFF	Open bay	Open slot	1x PCIe x8 1x PCIe x16 LP	1x 750W Platinum	S	N	N	N	N
7X08A07PSG	1x 5217 8C 115W 3.0GHz	1x 8GB (x8) 2933MHz	1x RAID 530-8i	8 / 8 HS SFF	Open bay	Open slot	1x PCIe x8 1x PCIe x16 LP	1x 750W Platinum	S	N	N	N	N
7X08A07TSG	1x 5218 16C 125W 2.3GHz	1x 8GB (x8) 2933MHz	1x RAID 530-8i	4 / 4 HS LFF	Open bay	Open slot	1x PCIe x8 1x PCIe x16 LP	1x 750W Platinum	S	N	N	N	N
7X08A08BSG	1x 5218 16C 125W 2.3GHz	1x 8GB (x8) 2933MHz	1x RAID 530-8i	8 / 8 HS SFF	Open bay	Open slot	1x PCIe x8 1x PCIe x16 LP	1x 750W Platinum	S	N	N	N	N
7X08A08LSG	1x 5220 18C 125W 2.2GHz	1x 8GB (x8) 2933MHz	1x RAID 530-8i	4 / 4 HS LFF	Open bay	Open slot	1x PCIe x8 1x PCIe x16 LP	1x 750W Platinum	S	N	N	N	N
7X08A09FSG	1x 5220 18C 125W 2.2GHz	1x 8GB (x8) 2933MHz	1x RAID 530-8i	8 / 8 HS SFF	Open bay	Open slot	1x PCIe x8 1x PCIe x16 LP	1x 750W Platinum	S	N	N	N	N
7X08A091SG	1x 6230 20C 125W 2.1GHz	1x 8GB (x8) 2933MHz	1x RAID 530-8i	4 / 4 HS LFF	Open bay	Open slot	1x PCIe x8 1x PCIe x16 LP	1x 750W Platinum	S	N	N	N	N
7X08A07BSG	1x 6230 20C 125W 2.1GHz	1x 8GB (x8) 2933MHz	1x RAID 530-8i	8 / 8 HS SFF	Open bay	Open slot	1x PCIe x8 1x PCIe x16 LP	1x 750W Platinum	S	N	N	N	N

* Processor details: Processor quantity and model, cores, thermal design power (TDP), and core speed.

^ The server supports up to three I/O slots on the riser cards. An internal PCIe storage controller occupies the PCIe slot 1. The onboard SATA RAID controller does not consume a PCIe slot.

Table 11. SR530 server models: Australia and New Zealand

Model number	Intel Xeon processor* (2 max)	Memory DIMM (12 max)	Storage controller	Drive bays (std / max)	Drives	Eth. LOM	I/O slots (3 max)^	Power supply (2 max)	XClarity Controller	Front VGA port	Tool-less Rail Kit	CMA	Power cord
Relationship models - Australia and New Zealand (1-year warranty)													
7X07A00VAU	1x 3204 6C 85W 1.9GHz	1x 16GB (x8) 2666MHz	None	No bays / 8 HS SFF	Open bay	Open slot	None	1x 550W	S	Y	Y	N	R2
Relationship models - Australia and New Zealand (3-year warranty)													
7X08A099AU	1x 3204 6C 85W 1.9GHz	1x 8GB (x8) 2933MHz	1x RAID 530-8i	4 / 4 HS LFF	Open bay	Open slot	1x PCIe x8 1x PCIe x16 LP	1x 750W Platinum	S	N	N	N	N
7X08A085AU	1x 3204 6C 85W 1.9GHz	1x 8GB (x8) 2933MHz	1x RAID 530-8i	8 / 8 HS SFF	Open bay	Open slot	1x PCIe x8 1x PCIe x16 LP	1x 750W Platinum	S	N	N	N	N
7X08A071AU	1x 4208 8C 85W 2.1GHz	1x 8GB (x8) 2933MHz	1x RAID 530-8i	4 / 4 HS LFF	Open bay	Open slot	1x PCIe x8 1x PCIe x16 LP	1x 750W Platinum	S	N	N	N	N
7X08A06YAU	1x 4208 8C 85W 2.1GHz	1x 8GB (x8) 2933MHz	1x RAID 530-8i	8 / 8 HS SFF	Open bay	Open slot	1x PCIe x8 1x PCIe x16 LP	1x 750W Platinum	S	N	N	N	N
7X08A08XAU	1x 4210 10C 85W 2.2GHz	1x 8GB (x8) 2933MHz	1x RAID 530-8i	4 / 4 HS LFF	Open bay	Open slot	1x PCIe x8 1x PCIe x16 LP	1x 750W Platinum	S	N	N	N	N
7X08A080AU	1x 4210 10C 85W 2.2GHz	1x 8GB (x8) 2933MHz	1x RAID 530-8i	8 / 8 HS SFF	Open bay	Open slot	1x PCIe x8 1x PCIe x16 LP	1x 750W Platinum	S	N	N	N	N
7X08A08CAU	1x 4214 12C 85W 2.2GHz	1x 8GB (x8) 2933MHz	1x RAID 530-8i	4 / 4 HS LFF	Open bay	Open slot	1x PCIe x8 1x PCIe x16 LP	1x 750W Platinum	S	N	N	N	N
7X08A07DAU	1x 4214 12C 85W 2.2GHz	1x 8GB (x8) 2933MHz	1x RAID 530-8i	8 / 8 HS SFF	Open bay	Open slot	1x PCIe x8 1x PCIe x16 LP	1x 750W Platinum	S	N	N	N	N
7X08A07XAU	1x 4215 8C 85W 2.5GHz	1x 8GB (x8) 2933MHz	1x RAID 530-8i	4 / 4 HS LFF	Open bay	Open slot	1x PCIe x8 1x PCIe x16 LP	1x 750W Platinum	S	N	N	N	N
7X08A08NAU	1x 4215 8C 85W 2.5GHz	1x 8GB (x8) 2933MHz	1x RAID 530-8i	8 / 8 HS SFF	Open bay	Open slot	1x PCIe x8 1x PCIe x16 LP	1x 750W Platinum	S	N	N	N	N
7X08A0B0AU	1x 4216 16C 100W 2.1GHz	1x 32GB(x4) 2933MHz	1x RAID 930-8i	8 / 8 HS SFF	Open bay	Open slot	1x PCIe x8 1x PCIe x16 LP	1x 550W Platinum	E	Y	Y	N	Y
7X08A07VAU	1x 4216 16C 100W 2.1GHz	1x 8GB (x8) 2933MHz	1x RAID 530-8i	4 / 4 HS LFF	Open bay	Open slot	1x PCIe x8 1x PCIe x16 LP	1x 750W Platinum	S	N	N	N	N
7X08A07EAU	1x 4216 16C 100W 2.1GHz	1x 8GB (x8) 2933MHz	1x RAID 530-8i	8 / 8 HS SFF	Open bay	Open slot	1x PCIe x8 1x PCIe x16 LP	1x 750W Platinum	S	N	N	N	N
7X08A08RAU	1x 5215 10C 85W 2.5GHz	1x 8GB (x8) 2933MHz	1x RAID 530-8i	4 / 4 HS LFF	Open bay	Open slot	1x PCIe x8 1x PCIe x16 LP	1x 750W Platinum	S	N	N	N	N
7X08A08GAU	1x 5215 10C 85W 2.5GHz	1x 8GB (x8) 2933MHz	1x RAID 530-8i	8 / 8 HS SFF	Open bay	Open slot	1x PCIe x8 1x PCIe x16 LP	1x 750W Platinum	S	N	N	N	N
7X08A08JAU	1x 5217 8C 115W 3.0GHz	1x 8GB (x8) 2933MHz	1x RAID 530-8i	4 / 4 HS LFF	Open bay	Open slot	1x PCIe x8 1x PCIe x16 LP	1x 750W Platinum	S	N	N	N	N
7X08A07GAU	1x 5217 8C 115W 3.0GHz	1x 8GB (x8) 2933MHz	1x RAID 530-8i	8 / 8 HS SFF	Open bay	Open slot	1x PCIe x8 1x PCIe x16 LP	1x 750W Platinum	S	N	N	N	N
7X08A076AU	1x 5218 16C 125W 2.3GHz	1x 8GB (x8) 2933MHz	1x RAID 530-8i	4 / 4 HS LFF	Open bay	Open slot	1x PCIe x8 1x PCIe x16 LP	1x 750W Platinum	S	N	N	N	N
7X08A08BAU	1x 5218 16C 125W 2.3GHz	1x 8GB (x8) 2933MHz	1x RAID 530-8i	8 / 8 HS SFF	Open bay	Open slot	1x PCIe x8 1x PCIe x16 LP	1x 750W Platinum	S	N	N	N	N
7X08A08LAU	1x 5220 18C 125W 2.2GHz	1x 8GB (x8) 2933MHz	1x RAID 530-8i	4 / 4 HS LFF	Open bay	Open slot	1x PCIe x8 1x PCIe x16 LP	1x 750W Platinum	S	N	N	N	N
7X08A092AU	1x 5220 18C 125W 2.2GHz	1x 8GB (x8) 2933MHz	1x RAID 530-8i	8 / 8 HS SFF	Open bay	Open slot	1x PCIe x8 1x PCIe x16 LP	1x 750W Platinum	S	N	N	N	N

Model number	Intel Xeon processor* (2 max)	Memory DIMM (12 max)	Storage controller	Drive bays (std / max)	Drives	Eth. LOM	I/O slots (3 max)^	Power supply (2 max)	XClarity Controller	Front VGA port	Tool-less Rail Kit	CMA	Power cord
7X08A06XAU	1x 6230 20C 125W 2.1GHz	1x 8GB (x8) 2933MHz	1x RAID 530-8i	4 / 4 HS LFF	Open bay	Open slot	1x PCIe x8 1x PCIe x16 LP	1x 750W Platinum	S	N	N	N	N
7X08A07BAU	1x 6230 20C 125W 2.1GHz	1x 8GB (x8) 2933MHz	1x RAID 530-8i	8 / 8 HS SFF	Open bay	Open slot	1x PCIe x8 1x PCIe x16 LP	1x 750W Platinum	S	N	N	N	N
TopSeller models - Australia and New Zealand (3-year warranty)													
7X08A09GAU	1x 3204 6C 85W 1.9GHz	1x 16GB (x8) 2933MHz	1x RAID 530-8i	8 / 8 HS SFF	Open bay	Open slot	1x PCIe x8 1x PCIe x16 LP	1x 750W Platinum	E	N	Y	Y	N
7X08A09HAU	1x 4208 8C 85W 2.1GHz	1x 16GB (x8) 2933MHz	1x RAID 530-8i	8 / 8 HS SFF	Open bay	Open slot	1x PCIe x8 1x PCIe x16 LP	1x 750W Platinum	E	N	Y	Y	N
7X08A09LAU	1x 4208 8C 85W 2.1GHz	1x 16GB (x8) 2933MHz	1x RAID 930-8i 2GB	8 / 8 HS SFF	Open bay	Open slot	1x PCIe x8 1x PCIe x16 LP	1x 750W Platinum	E	N	Y	Y	N
7X08A09KAU	1x 4210 10C 85W 2.2GHz	1x 16GB (x8) 2933MHz	1x RAID 530-8i	8 / 8 HS SFF	Open bay	Open slot	1x PCIe x8 1x PCIe x16 LP	1x 750W Platinum	E	N	Y	Y	N
7X08A09NAU	1x 4210 10C 85W 2.2GHz	1x 16GB (x8) 2933MHz	1x RAID 930-8i 2GB	8 / 8 HS SFF	Open bay	Open slot	1x PCIe x8 1x PCIe x16 LP	1x 750W Platinum	E	N	Y	Y	N
7X08A09MAU	1x 4210 10C 85W 2.2GHz	1x 32GB (x4) 2933MHz	1x RAID 530-8i	8 / 8 HS SFF	Open bay	Open slot	1x PCIe x8 1x PCIe x16 LP	1x 750W Platinum	E	N	Y	Y	N
7X08A09JAU	1x 4210 10C 85W 2.2GHz	1x 32GB (x4) 2933MHz	1x RAID 930-8i 2GB	8 / 8 HS SFF	Open bay	Open slot	1x PCIe x8 1x PCIe x16 LP	1x 750W Platinum	E	N	Y	Y	N

* Processor details: Processor quantity and model, cores, thermal design power (TDP), and core speed.

^ The server supports up to three I/O slots on the riser cards. An internal PCIe storage controller occupies the PCIe slot 1. The onboard SATA RAID controller does not consume a PCIe slot.

Processors

The SR530 server supports one or two Intel Xeon Bronze, Silver, Gold, or Platinum processors of up to 125 W TDP. The following table lists the specifications of the processors for the SR530 server.

Processor specifications table abbreviations:

- UPI: Ultra Path Interconnect
- TDP: Thermal Design Power
- HT: Hyper-Threading
- TB: Turbo Boost 2.0
- VT-x: Virtualization Technology
- VT-d: Virtualization Technology for Directed I/O
- SST-PP: Speed Select Technology - Performance Profile
- FMA: Fused-Multiply Add (AVX-512)
- RAS: Reliability, Availability, and Serviceability
 - Std: Standard RAS
 - Adv: Advanced RAS

Table 12. Processor specifications

CPU model	Cores / threads	Core speed (Base / TB Max)	Cache	Max DDR4 speed	Max memory capacity per socket	UPI speed	TDP	HT	TB	VT-x	VT-d	SST-PP	FMA units	RAS
Intel Xeon Bronze processors														
3204	6 / 6	1.9 / 1.9 GHz	8.25 MB	2133 MHz	1 TB	9.6 GT/s	85 W	N	N	Y	Y	N	1	Std

CPU model	Cores / threads	Core speed (Base / TB Max)	Cache	Max DDR4 speed	Max memory capacity per socket	UPI speed	TDP	HT	TB	VT-x	VT-d	SST-PP	FMA units	RAS
3206R	8 / 8	1.9 / 1.9 GHz	11 MB	2133 MHz	1 TB	9.6 GT/s	85 W	N	N	Y	Y	N	1	
Intel Xeon Silver processors														
4208	8 / 16	2.1 / 3.2 GHz	11 MB	2400 MHz	1 TB	9.6 GT/s	85 W	Y	Y	Y	Y	N	1	Std
4209T	8 / 16	2.2 / 3.2 GHz	11 MB	2400 MHz	1 TB	9.6 GT/s	70 W	Y	Y	Y	Y	N	1	Std
4210	10 / 20	2.2 / 3.2 GHz	13.75 MB	2400 MHz	1 TB	9.6 GT/s	85 W	Y	Y	Y	Y	N	1	Std
4210R	10 / 20	2.4 / 3.2 GHz	13.75 MB	2400 MHz	1 TB	9.6 GT/s	100 W	Y	Y	Y	Y	N	1	Std
4214	12 / 24	2.2 / 3.2 GHz	16.5 MB	2400 MHz	1 TB	9.6 GT/s	85 W	Y	Y	Y	Y	N	1	Std
4214R	12 / 24	2.4 / 3.5 GHz	16.5 MB	2400 MHz	1 TB	9.6 GT/s	100 W	Y	Y	Y	Y	N	1	Std
4214Y	12 / 24	2.2 / 3.2 GHz	16.5 MB	2400 MHz	1 TB	9.6 GT/s	85 W	Y	Y	Y	Y	Y	1	Std
	10 / 20	2.3 / 3.2 GHz												
	8 / 16	2.4 / 3.2 GHz												
4215	8 / 16	2.5 / 3.5 GHz	11 MB	2400 MHz	1 TB	9.6 GT/s	85 W	Y	Y	Y	Y	N	1	Std
4216	16 / 32	2.1 / 3.2 GHz	22 MB	2400 MHz	1 TB	9.6 GT/s	100 W	Y	Y	Y	Y	N	1	Std
Intel Xeon Gold processors														
5215	10 / 20	2.5 / 3.4 GHz	13.75 MB	2666 MHz	1 TB	10.4 GT/s	85 W	Y	Y	Y	Y	N	1	Adv
5215L	10 / 20	2.5 / 3.4 GHz	13.75 MB	2666 MHz	4.5 TB	10.4 GT/s	85 W	Y	Y	Y	Y	N	1	Adv
5217	8 / 16	3.0 / 3.7 GHz	11 MB	2666 MHz	1 TB	10.4 GT/s	115 W	Y	Y	Y	Y	N	1	Adv
5218	16 / 32	2.3 / 3.9 GHz	22 MB	2666 MHz	1 TB	10.4 GT/s	125 W	Y	Y	Y	Y	N	1	Adv
5218B	16 / 32	2.3 / 3.9 GHz	22 MB	2666 MHz	1 TB	10.4 GT/s	125 W	Y	Y	Y	Y	N	1	Adv
5218R	20 / 40	2.1 / 4.0 GHz	27.5 MB	2666 MHz	1 TB	10.4 GT/s	125 W	Y	Y	Y	Y	N	1	Adv
5218T	16 / 32	2.1 / 3.8 GHz	22 MB	2667 MHz	1 TB	10.4 GT/s	105 W	Y	Y	Y	Y	N	1	Adv
5220	18 / 36	2.2 / 3.9 GHz	24.75 MB	2666 MHz	1 TB	10.4 GT/s	125 W	Y	Y	Y	Y	N	1	Adv
5220S	18 / 36	2.7 / 3.9 GHz	24.75 MB	2667 MHz	1 TB	10.4 GT/s	125 W	Y	Y	Y	Y	N	1	Adv
5220T	18 / 36	1.9 / 3.9 GHz	24.75 MB	2667 MHz	1 TB	10.4 GT/s	105 W	Y	Y	Y	Y	N	1	Adv
5222	4 / 8	3.8 / 3.9 GHz	16.5 MB	2933 MHz	1 TB	10.4 GT/s	105 W	Y	Y	Y	Y	N	2	Adv
6209U	20 / 40	2.1 / 3.9 GHz	27.5 MB	2933 MHz	1 TB	N/A	125 W	Y	Y	Y	Y	N	2	Adv
6222V	20 / 40	1.8 / 3.6 GHz	27.5 MB	2400 MHz	1 TB	10.4 GT/s	115 W	Y	Y	Y	Y	N	2	Adv
6226	12 / 24	2.7 / 3.7 GHz	19.25 MB	2933 MHz	1 TB	10.4 GT/s	125 W	Y	Y	Y	Y	N	2	Adv
6230	20 / 40	2.1 / 3.9 GHz	27.5 MB	2933 MHz	1 TB	10.4 GT/s	125 W	Y	Y	Y	Y	N	2	Adv
6230N	20 / 40	2.3 / 3.9 GHz	27.5 MB	2933 MHz	1 TB	10.4 GT/s	125 W	Y	Y	Y	Y	N	2	Adv
6230T	20 / 40	2.1 / 3.9 GHz	27.5 MB	2933 MHz	1 TB	10.4 GT/s	125 W	Y	Y	Y	Y	N	2	Adv
6238T	22 / 44	1.9 / 3.7 GHz	30.25 MB	2933 MHz	1 TB	10.4 GT/s	125 W	Y	Y	Y	Y	N	2	Adv
Intel Xeon Platinum processors														
8253	16 / 32	2.2 / 3.0 GHz	22 MB	2933 MHz	1 TB	10.4 GT/s	125 W	Y	Y	Y	Y	N	2	Adv
8256	4 / 8	3.8 / 3.9 GHz	16.5 MB	2933 MHz	1 TB	10.4 GT/s	105 W	Y	Y	Y	Y	N	2	Adv

Configuration notes:

- The Intel Xeon Gold 5218 and 5218B processors have similar specifications; however, they use different silicon designs and cannot be mixed in the same system.
- The processors that support SST-PP offer three distinct operating points that are defined by a core count with a base speed associated with that core count. The operating point is static, it is selected during the boot process and cannot be changed at runtime.

For the SR530 server models that come with one processor, the second processor can be ordered, if required (see the following table for ordering information). The second processor must be of the same model as the first processor. The second processor option includes a processor and a heatsink; two additional system fans are not included and need to be purchased with the second processor (see [Cooling](#) for details).

Table 13. Processor options

Description	Part number	Feature code*
Intel Xeon Bronze processors		
SR530/SR570/SR630 Intel Xeon Bronze 3204 6C 85W 1.9GHz Processor w/o FAN	4XG7A37939	B4HU
SR530/SR570/SR630 Intel Xeon Bronze 3206R 8C 85W 1.9GHz Processor w/o FAN	4XG7A37990	B7N3
Intel Xeon Silver processors		
SR530/SR570/SR630 Intel Xeon Silver 4208 8C 85W 2.1GHz Processor w/o FAN	4XG7A37936	B4HT
SR530/SR570/SR630 Intel Xeon Silver 4209T 8C 70W 2.2GHz Processor w/o FAN	4XG7A37945	B4P4
SR530/SR570/SR630 Intel Xeon Silver 4210 10C 85W 2.2GHz Processor w/o FAN	4XG7A37933	B4HS
SR530/SR570/SR630 Intel Xeon Silver 4210R 10C 100W 2.4GHz Processor w/o FAN	4XG7A37988	B7N5
SR530/SR570/SR630 Intel Xeon Silver 4214 12C 85W 2.2GHz Processor w/o FAN	4XG7A37930	B4HR
SR530/SR570/SR630 Intel Xeon Silver 4214R 12C 100W 2.4GHz Processor w/o FAN	4XG7A37987	B7N6
SR530/SR570/SR630 Intel Xeon Silver 4214Y 12/10/8C 85W 2.2GHz Processor w/o FAN	4XG7A37942	B4NW
SR530/SR570/SR630 Intel Xeon Silver 4215 8C 85W 2.5GHz Processor w/o FAN	4XG7A37927	B4HQ
SR530/SR570/SR630 Intel Xeon Silver 4216 16C 100W 2.1GHz Processor w/o FAN	4XG7A37924	B4HP
Intel Xeon Gold processors		
SR530/SR570/SR630 Intel Xeon Gold 5215 10C 85W 2.5GHz Processor w/o FAN	4XG7A37917	B4HN
SR530/SR570/SR630 Intel Xeon Gold 5215L 10C 85W 2.5GHz Processor w/o FAN	4XG7A37911	B4P9
SR530/SR570 Intel Xeon Gold 5217 8C 115W 3.0GHz Processor w/o FAN	4XG7A37921	B4HM
SR530/SR570/SR630 Intel Xeon Gold 5218 16C 125W 2.3GHz Processor w/o FAN	4XG7A37896	B4HL
SR530/SR570/SR630 Intel Xeon Gold 5218B 16C 125W 2.3GHz Processor w/o FAN	4XG7A37959	B6BS
SR530/SR570/SR630 Intel Xeon Gold 5218R 20C 125W 2.1GHz Processor w/o FAN	4XG7A63296	BAZS
SR530/SR570 Intel Xeon Gold 5218T 16C 105W 2.1GHz Processor w/o FAN	4XG7A38017	B4P3
SR530/SR570/SR630 Intel Xeon Gold 5220 18C 125W 2.2GHz Processor w/o FAN	4XG7A37893	B4HK
SR530/SR570/SR630 Intel Xeon Gold 5220S 18C 125W 2.7GHz Processor w/o FAN	4XG7A38018	B6CW
SR530/SR570 Intel Xeon Gold 5220T 18C 105W 1.9GHz Processor w/o FAN	4XG7A38004	B6CQ
SR530/SR570 Intel Xeon Gold 5222 4C 105W 3.8GHz Processor w/o FAN	4XG7A37953	B5S1
Intel Xeon Gold 6209U 20C 125W 2.1GHz Processor	None**	B6CX
SR530/SR570/SR630 Intel Xeon Gold 6222V 20C 115W 1.8GHz Processor w/o FAN	4XG7A38022	B6CV
SR530/SR570/SR630 Intel Xeon Gold 6226 12C 125W 2.7GHz Processor w/o FAN	4XG7A38020	B6CL
SR530/SR570/SR630 Intel Xeon Gold 6230 20C 125W 2.1GHz Processor w/o FAN	4XG7A37890	B4HJ
SR530/SR570 Intel Xeon Gold 6230N 20C 125W 2.3GHz Processor w/o FAN	4XG7A38029	B5RY
SR530/SR570 Intel Xeon Gold 6230T 20C 125W 2.1GHz Processor w/o FAN	4XG7A38007	B6CP
SR530/SR570 Intel Xeon Gold 6238T 22C 125W 1.9GHz Processor w/o FAN	4XG7A37908	B4P2
Intel Xeon Platinum processors		
SR530/SR570/SR630 Intel Xeon Platinum 8253 16C 125W 2.2GHz Processor w/o FAN	4XG7A37899	B5RZ
SR530/SR570 Intel Xeon Platinum 8256 4C 105W 3.8GHz Processor w/o FAN	4XG7A37949	B5S2

* For CTO configurations, the feature code represents a processor, and fans and heatsinks are derived by the configuration tool.

** Factory-installed only; no field upgrade. Supported in the uniprocessor configurations only.

Memory

The SR530 server supports up to 6 TruDDR4 memory RDIMMs when one processor is installed and up to 12 RDIMMs when two processors are installed for a total of up to 768 GB of memory capacity (up to 384 TB per processor). Each processor has six memory channels, and there is a one DIMM per channel.

Lenovo TruDDR4 memory uses the highest-quality components sourced from Tier 1 DRAM suppliers and only memory that meets strict requirements is selected. It is compatibility tested and tuned on every ThinkSystem server to maximize performance and reliability.

TruDDR4 memory has a unique signature programmed into the DIMM, which enables Lenovo servers to verify whether the memory installed is qualified and supported. Lenovo qualified and supported TruDDR4 memory is covered by Lenovo warranty, and service and support provided worldwide.

The following memory protection technologies are supported by the processor's integrated memory controllers:

- ECC
- SDDC (for x4-based memory DIMMs)
- ADDDC (for x4-based memory DIMMs; Gold and Platinum processors only)
- Memory mirroring
- Memory rank sparing
- Patrol scrubbing
- Demand scrubbing

The following table lists memory options available for the SR530 server.

Table 14. Memory options

Description	Part number	Feature code	Maximum quantity*
RDIMMs - 2933 MHz			
ThinkSystem 8GB TruDDR4 2933MHz (1Rx8 1.2V) RDIMM	4ZC7A08706	B4H1	6 / 12
ThinkSystem 16GB TruDDR4 2933MHz (1Rx4 1.2V) RDIMM	4ZC7A08707	B4LY	6 / 12
ThinkSystem 16GB TruDDR4 2933MHz (2Rx8 1.2V) RDIMM	4ZC7A08708	B4H2	6 / 12
ThinkSystem 32GB TruDDR4 2933MHz (2Rx4 1.2V) RDIMM	4ZC7A08709	B4H3	6 / 12
ThinkSystem 64GB TruDDR4 2933MHz (2Rx4 1.2V) RDIMM	4ZC7A08710	B4H4	6 / 12
RDIMMs - 2666 MHz			
ThinkSystem 16GB TruDDR4 2666 MHz (1Rx4 1.2V) RDIMM	7X77A01302	AUNB	6 / 12
ThinkSystem 16GB TruDDR4 2666 MHz (2Rx8 1.2V) RDIMM	7X77A01303	AUNC	6 / 12
ThinkSystem 32GB TruDDR4 2666 MHz (2Rx4 1.2V) RDIMM	7X77A01304	AUND	6 / 12

* The maximum quantity shown is with one processor / two processors.

Configuration notes:

- All RDIMMs in the server operate at the same speed, which is determined as the lowest value of:
 - RDIMM rated speed (2666 MHz or 2933 MHz).
 - Memory speed supported by the specific processor (2133 MHz, 2400 MHz, 2666 MHz, or 2933 MHz).

Note: Maximum memory speed can be achieved when Max performance mode is enabled in UEFI.

- Mixing RDIMMs of different ranks (single- or dual-rank), DRAM chip types (x4 or x8), speeds (2666 MHz or 2933 MHz), and capacities (8 GB, 16 GB, 32 GB, or 64 GB) is supported in the independent channel mode (the default operational mode).
- For server configurations with memory protection, the following rules apply:
 - Single Device Data Correction (SDDC) works only in the independent channel mode and supports only x4-based memory DIMMs.
 - Adaptive Double Device Data Correction (ADDDC) works with x4-based memory DIMMs and requires two DIMM ranks per channel, Intel Xeon Gold or Platinum processors, and the Closed Page memory access mode.
 - If memory mirroring is used, then DIMMs must be installed in quantities of 2 or 4 per processor for mirroring across two memory channels, or in quantities of 3 or 6 per processor for mirroring across three memory channels. Mixing two- and three-channel mirroring in the server is allowed (one processor uses two-channel mirroring, and another processor uses three-channel mirroring). All DIMMs in the server must be identical in type and size.
 - If memory rank sparing is used, then a minimum of two ranks must be installed per populated channel (a least one dual-rank or quad-rank DIMM; single-rank DIMMs are not supported). With rank sparing, one rank in each populated channel is reserved as spare memory for other ranks on the same channel. All DIMMs in the server must be identical in type and size.
 - SDDC, memory mirroring, and memory rank sparing modes are mutually exclusive. Only one operational memory mode can be enabled on the server.

Internal storage

The SR530 server supports the following internal drive bay configurations:

1. 4 LFF SATA Simple Swap drive bays
2. 4 LFF SAS/SATA hot-swap drive bays
3. 8 SFF SAS/SATA hot-swap drive bays

In addition, the SR530 server models can be configured with one or two internal M.2 SATA SSDs. The server also supports configurations without drive bays.

The following figure shows the internal drive bay configurations.

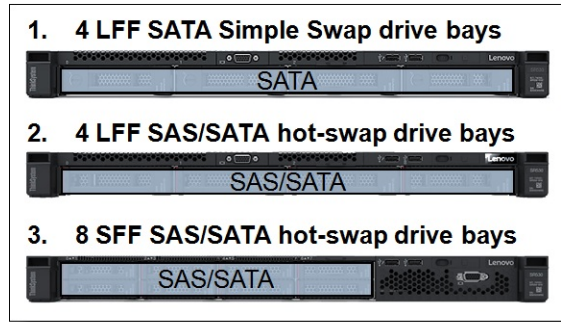


Figure 6. Internal drive bay configurations

The following table lists the internal storage options for the SR530 server.

Table 15. Internal storage options

Description	Part number	Feature code	Maximum quantity
Factory-installed backplane kits			
ThinkSystem 1U 3.5" SATA/SAS 4-Bay Backplane	None*	AUW8	1
ThinkSystem 1U 2.5" SATA/SAS 8-Bay Backplane	None*	AUWB	1
Backplane kit field upgrade options			
ThinkSystem 1U 2.5" SATA/SAS 8-Bay Backplane Kit	7XH7A05896	None**	1
M.2 enablement kits			
ThinkSystem M.2 Enablement Kit	7Y37A01092	AUMU	1
ThinkSystem M.2 with Mirroring Enablement Kit	7Y37A01093	AUMV	1

* These backplane kits can be factory-installed in standard or custom (CTO or Special Bid) models, and they might not have an option part number assigned.

** Field upgrade only; used for upgrading models without any drive bays to 8x 2.5" SAS/SATA hot-swap drive bays.

M.2 Enablement Kit configuration notes:

- The M.2 Enablement Kit (7Y37A01092) supports one M.2 SATA SSD which is connected to the SATA port on the Intel Platform Controller Hub (PCH).
- The M.2 with Mirroring Enablement Kit (7Y37A01093) is connected to the Intel PCH via the PCIe link, and the kit supports two M.2 SATA SSDs that can be configured in a RAID-1 or RAID-0 drive group, or they can operate as two separate drives.

The following tables list supported internal storage configurations with the SAS/SATA backplanes.

Table 16. Internal storage configurations

Drive bay configuration	Backplane kit type and quantity		Storage controller type and quantity*
	4x 3.5" SATA/SAS	8x 2.5" SATA/SAS	
4x 3.5" chassis (Feature code AV0T)			
4x 3.5-in. SATA Simple Swap	0	0	Onboard AHCI (non-RAID) / Intel RSTe (RAID) (4)
4x 3.5-in. SAS/SATA hot-swap	1	0	1x RAID 530-8i/730-8i 1GB (4)
			1x RAID 730-8i 2GB/930-8i (4)
			1x 430-8i HBA (4)
8x 2.5" chassis (Feature code AV0S)			
8x 2.5-in. SAS/SATA hot-swap	0	1	1x RAID 530-8i/730-8i 1GB (8)
			1x RAID 730-8i 2GB/930-8i/930-16i (8)
			1x 430-8i HBA (8)

* The number in brackets (x) specifies the quantity of drive bays connected to each of the controllers.

Configuration note: Models without any drive bays are based on the 8x 2.5" chassis (feature code AV0S), and they support adding drive bays by using the 2.5" 8-drive backplane kit (7XH7A05896).

Controllers for internal storage

The following table lists the storage controllers and options for internal storage of the SR530 server.

Table 17. RAID controllers and HBAs for internal storage

Description	Part number	Feature code	Maximum quantity	I/O slots supported
6 Gbps SATA controllers				
Onboard AHCI (non-RAID) / Intel RSTe (RAID)	Onboard*	Onboard*	1	-
12 Gb SAS/SATA RAID controllers				
ThinkSystem RAID 530-8i PCIe 12Gb Adapter	7Y37A01082	AUNG	1	1
ThinkSystem RAID 730-8i 1GB Cache PCIe 12Gb Adapter	7Y37A01083	AUNH	1	1
ThinkSystem RAID 730-8i 2GB Flash PCIe 12Gb Adapter	4Y37A09722	B4RQ	1	1
ThinkSystem RAID 930-8i 2GB Flash PCIe 12Gb Adapter	7Y37A01084	AUNJ	1	1
ThinkSystem RAID 930-16i 4GB Flash PCIe 12Gb Adapter	7Y37A01085	AUNK	1	1
ThinkSystem RAID 930-16i 8GB Flash PCIe 12Gb Adapter	4Y37A09721	B31E	1	1
12 Gb SAS/SATA non-RAID HBAs				
ThinkSystem 430-8i SAS/SATA 12Gb HBA	7Y37A01088	AUNL	1	1

* The onboard SATA controller integrated into the Intel C622 Platform Controller Hub (PCH) supports non-RAID (JBOD) AHCI mode or a hardware-assist, software RAID feature (Intel Rapid Storage Technology Enterprise [RSTe]).

Configuration note: Low profile SAS RAID controllers and HBAs for internal storage are supported in the PCIe x8 slot 1 supplied by the riser card 1.

The following table summarizes features of supported SAS/SATA storage controllers.

Table 18. Storage controller features and specifications (LP = Low profile, FHHL = Full-height half-length)

Feature	Intel RSTe	RAID 530-8i	RAID 730-8i 1GB	RAID 730-8i 2GB	RAID 930-8i	RAID 930-16i	430-8i HBA
Form factor	Onboard	PCIe LP	PCIe LP	PCIe LP	PCIe LP	PCIe LP	PCIe LP
SAS controller	None	SAS3408	SAS3108	SAS3108	SAS3508	SAS3516	SAS3408
Host interface	PCH	PCIe 3.0 x8	PCIe 3.0 x8	PCIe 3.0 x8	PCIe 3.0 x8	PCIe 3.0 x8	PCIe 3.0 x8
Port interface	6 Gb SATA	12 Gb SAS	12 Gb SAS	12 Gb SAS	12 Gb SAS	12 Gb SAS	12 Gb SAS
Number of ports	8	8	8	8	8	16	8
Connector type	SATA x4	SFF-8643 x4	SFF-8643 x4	SFF-8643 x4	SFF-8643 x4	SFF-8643 x4	SFF-8643 x4
Number of connectors	2	2	2	2	2	4	2
Drive interface	SATA	SAS, SATA	SAS, SATA	SAS, SATA	SAS, SATA	SAS, SATA	SAS, SATA
Drive type	HDD	HDD, SSD, SED	HDD, SSD	HDD, SSD, SED	HDD, SSD, SED	HDD, SSD, SED	HDD, SSD, SED*
Hot-swap drive support	No	Yes	Yes	Yes	Yes	Yes	Yes
Number of drives	8	8	8	8	8	16 [^]	8
RAID levels	0/1/10/5	0/1/10/5/50	0/1/10/5/50	0/1/10/5/50/6/60	0/1/10/5/50/6/60	0/1/10/5/50/6/60	None
JBOD mode	Yes	Yes	Yes	Yes	Yes	Yes	Yes
Cache	None	None	1 GB	2 GB	2 GB	4 GB; 8 GB	None
Cache protection	None	None	None	Flash backup (Included)	Flash backup (Included)	Flash backup (Included)	None
SED key management (SafeStore)	No	Yes	No	Yes	Yes	Yes	No
SSD I/O acceleration (FastPath)	No	Yes	No	Yes	Yes	Yes	No
SSD Caching (CacheCade Pro 2.0)	No	No	No	No	No**	No**	No
Consistency check	Yes	Yes	Yes	Yes	Yes	Yes	No
Patrol read	Yes	Yes	Yes	Yes	Yes	Yes	No
Online capacity expansion	Yes	Yes	Yes	Yes	Yes	Yes	No
Online RAID level migration	Yes	Yes	Yes	Yes	Yes	Yes	No
Global Hot Spare	Yes	Yes	Yes	Yes	Yes	Yes	No
Auto-rebuild	Yes	Yes	Yes	Yes	Yes	Yes	No

* HBAs do not support key management for SEDs; third-party host software is responsible for managing the keys.

[^] Up to 8 drives is supported by the RAID 930-16i in the SR530 server.

** The SSD caching feature has been phased out in the new generation of advanced RAID controllers.

Important: The onboard Intel RSTe is not supported by virtualization hypervisors, including VMware vSphere (ESXi), Linux KVM, Xen, and Microsoft Hyper-V.

For more information, see the list of Product Guides in the following categories:

- RAID adapters
<http://lenovopress.com/servers/options/raid#rt=product-guide>
- Host bus adapters
<http://lenovopress.com/servers/options/hba#rt=product-guide>

Drives for internal storage

The following tables list the hard disk drive and solid-state drive options for the internal disk storage of the server.

2.5-inch hot-swap drives:

- [2.5-inch hot-swap 12 Gb SAS HDDs](#)
- [2.5-inch hot-swap 6 Gb SATA HDDs](#)
- [2.5-inch hot-swap 12 Gb SAS SSDs](#)
- [2.5-inch hot-swap 6 Gb SATA SSDs](#)

3.5-inch hot-swap drives:

- [3.5-inch hot-swap 12 Gb SAS HDDs](#)
- [3.5-inch hot-swap 6 Gb SATA HDDs](#)
- [3.5-inch hot-swap 12 Gb SAS SSDs](#)
- [3.5-inch hot-swap 6 Gb SATA SSDs](#)

Simple-swap drives:

- [3.5-inch simple-swap 6 Gb SATA HDDs](#)

M.2 drives:

- [M.2 SATA drives](#)

M.2 drive support: The use of M.2 drives requires an additional adapter as described in the [Internal storage](#) section.

Table 19. 2.5-inch hot-swap 12 Gb SAS HDDs

Part number	Feature	Description	Maximum supported
2.5-inch hot-swap HDDs - 12 Gb SAS 10K			
7XB7A00024	AULY	ThinkSystem 2.5" 300GB 10K SAS 12Gb Hot Swap 512n HDD	8
7XB7A00025	AULZ	ThinkSystem 2.5" 600GB 10K SAS 12Gb Hot Swap 512n HDD	8
7XB7A00026	AUM0	ThinkSystem 2.5" 900GB 10K SAS 12Gb Hot Swap 512n HDD	8
7XB7A00027	AUM1	ThinkSystem 2.5" 1.2TB 10K SAS 12Gb Hot Swap 512n HDD	8
7XB7A00028	AUM2	ThinkSystem 2.5" 1.8TB 10K SAS 12Gb Hot Swap 512e HDD	8
7XB7A00069	B0YS	ThinkSystem 2.5" 2.4TB 10K SAS 12Gb Hot Swap 512e HDD	8
2.5-inch hot-swap HDDs - 12 Gb SAS 15K			
7XB7A00021	AULV	ThinkSystem 2.5" 300GB 15K SAS 12Gb Hot Swap 512n HDD	8
7XB7A00022	AULW	ThinkSystem 2.5" 600GB 15K SAS 12Gb Hot Swap 512n HDD	8
7XB7A00023	AULX	ThinkSystem 2.5" 900GB 15K SAS 12Gb Hot Swap 512e HDD	8
2.5-inch hot-swap HDDs - 12 Gb NL SAS			
7XB7A00034	AUM6	ThinkSystem 2.5" 1TB 7.2K SAS 12Gb Hot Swap 512n HDD	8
7XB7A00035	AUM7	ThinkSystem 2.5" 2TB 7.2K SAS 12Gb Hot Swap 512n HDD	8
2.5-inch hot-swap SED HDDs - 12 Gb SAS 10K			
7XB7A00030	AUM4	ThinkSystem 2.5" 300GB 10K SAS 12Gb Hot Swap 512n HDD SED	8
7XB7A00031	AUM5	ThinkSystem 2.5" 600GB 10K SAS 12Gb Hot Swap 512n HDD SED	8

Table 20. 2.5-inch hot-swap 6 Gb SATA HDDs

Part number	Feature	Description	Maximum supported
2.5-inch hot-swap HDDs - 6 Gb NL SATA			
7XB7A00036	AUUE	ThinkSystem 2.5" 1TB 7.2K SATA 6Gb Hot Swap 512n HDD	8
7XB7A00037	AUUJ	ThinkSystem 2.5" 2TB 7.2K SATA 6Gb Hot Swap 512e HDD	8

Table 21. 2.5-inch hot-swap 12 Gb SAS SSDs

Part number	Feature	Description	Maximum supported
2.5-inch hot-swap SSDs - 12 Gb SAS - Mainstream (3-5 DWPD)			
4XB7A17062	B8HU	ThinkSystem 2.5" PM1645a 800GB Mainstream SAS 12Gb Hot Swap SSD	8
4XB7A17063	B8J4	ThinkSystem 2.5" PM1645a 1.6TB Mainstream SAS 12Gb Hot Swap SSD	8
4XB7A17064	B8JD	ThinkSystem 2.5" PM1645a 3.2TB Mainstream SAS 12Gb Hot Swap SSD	8
4XB7A17065	B8JA	ThinkSystem 2.5" PM1645a 6.4TB Mainstream SAS 12Gb Hot Swap SSD	8
4XB7A13654	B4A1	ThinkSystem 2.5" PM1645 1.6TB Mainstream SAS 12Gb Hot Swap SSD	8
4XB7A13655	B4A2	ThinkSystem 2.5" PM1645 3.2TB Mainstream SAS 12Gb Hot Swap SSD	8
2.5-inch hot-swap SSDs - 12 Gb SAS - Entry / Capacity (<3 DWPD)			
4XB7A38175	B91A	ThinkSystem 2.5" PM1643a 960GB Entry SAS 12Gb Hot Swap SSD	8
4XB7A38176	B91B	ThinkSystem 2.5" PM1643a 1.92TB Entry SAS 12Gb Hot Swap SSD	8
4XB7A17054	B91C	ThinkSystem 2.5" PM1643a 3.84TB Entry SAS 12Gb Hot Swap SSD	8
4XB7A17055	B91D	ThinkSystem 2.5" PM1643a 7.68TB Entry SAS 12Gb Hot Swap SSD	8
4XB7A17056	BC4R	ThinkSystem 2.5" PM1643a 15.36TB Entry SAS 12Gb Hot Swap SSD	8
4XB7A13645	B4A7	ThinkSystem 2.5" PM1643 3.84TB Capacity SAS 12Gb Hot Swap SSD	8

Table 22. 2.5-inch hot-swap 6 Gb SATA SSDs

Part number	Feature	Description	Maximum supported
2.5-inch hot-swap SSDs - 6 Gb SATA - Mainstream (3-5 DWPD)			
4XB7A17087	B8J1	ThinkSystem 2.5" 5300 240GB Mainstream SATA 6Gb Hot Swap SSD	8
4XB7A17088	B8HY	ThinkSystem 2.5" 5300 480GB Mainstream SATA 6Gb Hot Swap SSD	8
4XB7A17089	B8J6	ThinkSystem 2.5" 5300 960GB Mainstream SATA 6Gb Hot Swap SSD	8
4XB7A17090	B8JE	ThinkSystem 2.5" 5300 1.92TB Mainstream SATA 6Gb Hot Swap SSD	8
4XB7A17091	B8J7	ThinkSystem 2.5" 5300 3.84TB Mainstream SATA 6Gb Hot Swap SSD	8
4XB7A13633	B49L	ThinkSystem 2.5" Intel S4610 240GB Mainstream SATA 6Gb Hot Swap SSD	8
4XB7A13634	B49M	ThinkSystem 2.5" Intel S4610 480GB Mainstream SATA 6Gb Hot Swap SSD	8
4XB7A13635	B49N	ThinkSystem 2.5" Intel S4610 960GB Mainstream SATA 6Gb Hot Swap SSD	8
4XB7A13636	B49P	ThinkSystem 2.5" Intel S4610 1.92TB Mainstream SATA 6Gb Hot Swap SSD	8
4XB7A13637	B49Q	ThinkSystem 2.5" Intel S4610 3.84TB Mainstream SATA 6Gb Hot Swap SSD	8
4XB7A10237	B488	ThinkSystem 2.5" 5200 240GB Mainstream SATA 6Gb Hot Swap SSD	8
4XB7A10239	B48A	ThinkSystem 2.5" 5200 960GB Mainstream SATA 6Gb Hot Swap SSD	8
4XB7A10240	B48B	ThinkSystem 2.5" 5200 1.92TB Mainstream SATA 6Gb Hot Swap SSD	8
4XB7A10241	B48C	ThinkSystem 2.5" 5200 3.84TB Mainstream SATA 6Gb Hot Swap SSD	8
2.5-inch hot-swap SSDs - 6 Gb SATA - Entry (<3 DWPD)			

Part number	Feature	Description	Maximum supported
4XB7A38271	BCTC	ThinkSystem 2.5" Multi Vendor 240GB Entry SATA 6Gb Hot Swap SSD	8
4XB7A38272	BCTD	ThinkSystem 2.5" Multi Vendor 480GB Entry SATA 6Gb Hot Swap SSD	8
4XB7A38273	BCTE	ThinkSystem 2.5" Multi Vendor 960GB Entry SATA 6Gb Hot Swap SSD	8
4XB7A38274	BCTF	ThinkSystem 2.5" Multi Vendor 1.92TB Entry SATA 6Gb Hot Swap SSD	8
4XB7A38275	BCTG	ThinkSystem 2.5" Multi Vendor 3.84TB Entry SATA 6Gb Hot Swap SSD	8
4XB7A17075	B8HV	ThinkSystem 2.5" 5300 240GB Entry SATA 6Gb Hot Swap SSD	8
4XB7A17076	B8JM	ThinkSystem 2.5" 5300 480GB Entry SATA 6Gb Hot Swap SSD	8
4XB7A17077	B8HP	ThinkSystem 2.5" 5300 960GB Entry SATA 6Gb Hot Swap SSD	8
4XB7A17078	B8J5	ThinkSystem 2.5" 5300 1.92TB Entry SATA 6Gb Hot Swap SSD	8
4XB7A17079	B8JP	ThinkSystem 2.5" 5300 3.84TB Entry SATA 6Gb Hot Swap SSD	8
4XB7A17080	B8J2	ThinkSystem 2.5" 5300 7.68TB Entry SATA 6Gb Hot Swap SSD	8
4XB7A38185	B9AC	ThinkSystem 2.5" 5210 960GB Entry SATA 6Gb Hot Swap QLC SSD	8
4XB7A38144	B7EW	ThinkSystem 2.5" 5210 1.92TB Entry SATA 6Gb Hot Swap QLC SSD	8
4XB7A38145	B7EX	ThinkSystem 2.5" 5210 3.84TB Entry SATA 6Gb Hot Swap QLC SSD	8
4XB7A38146	B7EY	ThinkSystem 2.5" 5210 7.68TB Entry SATA 6Gb Hot Swap QLC SSD	8
4XB7A10247	B498	ThinkSystem 2.5" Intel S4510 240GB Entry SATA 6Gb Hot Swap SSD	8
4XB7A10248	B499	ThinkSystem 2.5" Intel S4510 480GB Entry SATA 6Gb Hot Swap SSD	8
4XB7A10249	B49A	ThinkSystem 2.5" Intel S4510 960GB Entry SATA 6Gb Hot Swap SSD	8
4XB7A13622	B49B	ThinkSystem 2.5" Intel S4510 1.92TB Entry SATA 6Gb Hot Swap SSD	8
4XB7A13623	B49C	ThinkSystem 2.5" Intel S4510 3.84TB Entry SATA 6Gb Hot Swap SSD	8
4XB7A10195	B34H	ThinkSystem 2.5" PM883 240GB Entry SATA 6Gb Hot Swap SSD	8
4XB7A10196	B34J	ThinkSystem 2.5" PM883 480GB Entry SATA 6Gb Hot Swap SSD	8
4XB7A10197	B34K	ThinkSystem 2.5" PM883 960GB Entry SATA 6Gb Hot Swap SSD	8
4XB7A10198	B34L	ThinkSystem 2.5" PM883 1.92TB Entry SATA 6Gb Hot Swap SSD	8
4XB7A10199	B34M	ThinkSystem 2.5" PM883 3.84TB Entry SATA 6Gb Hot Swap SSD	8
4XB7A10200	B4D2	ThinkSystem 2.5" PM883 7.68TB Entry SATA 6Gb Hot Swap SSD	8
7SD7A05740	B0Z0	ThinkSystem 2.5" Intel S4500 960GB Entry SATA 6Gb Hot Swap SSD	8
4XB7A10155	B2X4	ThinkSystem 2.5" 5200 1.92TB Entry SATA 6Gb Hot Swap SSD	8
4XB7A10157	B2X6	ThinkSystem 2.5" 5200 7.68TB Entry SATA 6Gb Hot Swap SSD	8

Table 23. 3.5-inch hot-swap 12 Gb SAS HDDs

Part number	Feature	Description	Maximum supported
3.5-inch hot-swap HDDs - 12 Gb SAS 10K			
7XB7A00063	B1JJ	ThinkSystem 3.5" 300GB 10K SAS 12Gb Hot Swap 512n HDD	4
3.5-inch hot-swap HDDs - 12 Gb SAS 15K			
7XB7A00038	AUU2	ThinkSystem 3.5" 300GB 15K SAS 12Gb Hot Swap 512n HDD	4
7XB7A00039	AUU3	ThinkSystem 3.5" 600GB 15K SAS 12Gb Hot Swap 512n HDD	4
7XB7A00040	AUUC	ThinkSystem 3.5" 900GB 15K SAS 12Gb Hot Swap 512e HDD	4
3.5-inch hot-swap HDDs - 12 Gb NL SAS			
7XB7A00041	AUU4	ThinkSystem 3.5" 1TB 7.2K SAS 12Gb Hot Swap 512n HDD	4
7XB7A00042	AUU5	ThinkSystem 3.5" 2TB 7.2K SAS 12Gb Hot Swap 512n HDD	4
7XB7A00043	AUU6	ThinkSystem 3.5" 4TB 7.2K SAS 12Gb Hot Swap 512n HDD	4
7XB7A00044	AUU7	ThinkSystem 3.5" 6TB 7.2K SAS 12Gb Hot Swap 512e HDD	4
7XB7A00045	B0YR	ThinkSystem 3.5" 8TB 7.2K SAS 12Gb Hot Swap 512e HDD	4
7XB7A00046	AUUG	ThinkSystem 3.5" 10TB 7.2K SAS 12Gb Hot Swap 512e HDD	4
7XB7A00067	B117	ThinkSystem 3.5" 12TB 7.2K SAS 12Gb Hot Swap 512e HDD	4
4XB7A13906	B496	ThinkSystem 3.5" 14TB 7.2K SAS 12Gb Hot Swap 512e HDD	4
4XB7A13911	B7EZ	ThinkSystem 3.5" 16TB 7.2K SAS 12Gb Hot Swap 512e HDD	4
4XB7A38266	BCFP	ThinkSystem 3.5" 18TB 7.2K SAS 12Gb Hot Swap 512e HDD	4
3.5-inch hot-swap SED HDDs - 12 Gb NL SAS			
7XB7A00047	AUUH	ThinkSystem 3.5" 4TB 7.2K SAS 12Gb Hot Swap 512n HDD FIPS	4

Table 24. 3.5-inch hot-swap 6 Gb SATA HDDs

Part number	Feature	Description	Maximum supported
3.5-inch hot-swap HDDs - 6 Gb NL SATA			
7XB7A00049	AUUF	ThinkSystem 3.5" 1TB 7.2K SATA 6Gb Hot Swap 512n HDD	4
7XB7A00050	AUUD	ThinkSystem 3.5" 2TB 7.2K SATA 6Gb Hot Swap 512n HDD	4
7XB7A00051	AUU8	ThinkSystem 3.5" 4TB 7.2K SATA 6Gb Hot Swap 512n HDD	4
7XB7A00052	AUUA	ThinkSystem 3.5" 6TB 7.2K SATA 6Gb Hot Swap 512e HDD	4
7XB7A00053	AUU9	ThinkSystem 3.5" 8TB 7.2K SATA 6Gb Hot Swap 512e HDD	4
7XB7A00054	AUUB	ThinkSystem 3.5" 10TB 7.2K SATA 6Gb Hot Swap 512e HDD	4
7XB7A00068	B118	ThinkSystem 3.5" 12TB 7.2K SATA 6Gb Hot Swap 512e HDD	4
4XB7A13907	B497	ThinkSystem 3.5" 14TB 7.2K SATA 6Gb Hot Swap 512e HDD	4
4XB7A13914	B7F0	ThinkSystem 3.5" 16TB 7.2K SATA 6Gb Hot Swap 512e HDD	4
4XB7A38130	BCFH	ThinkSystem 3.5" 18TB 7.2K SATA 6Gb Hot Swap 512e HDD	4

Table 25. 3.5-inch hot-swap 12 Gb SAS SSDs

Part number	Feature	Description	Maximum supported
3.5-inch hot-swap SSDs - 12 Gb SAS - Mainstream (3-5 DWPD)			
4XB7A17066	B8HT	ThinkSystem 3.5" PM1645a 800GB Mainstream SAS 12Gb Hot Swap SSD	4
4XB7A17043	B8JN	ThinkSystem 3.5" PM1645a 1.6TB Mainstream SAS 12Gb Hot Swap SSD	4
4XB7A17067	B8JK	ThinkSystem 3.5" PM1645a 3.2TB Mainstream SAS 12Gb Hot Swap SSD	4
4XB7A17068	B8JG	ThinkSystem 3.5" PM1645a 6.4TB Mainstream SAS 12Gb Hot Swap SSD	4
4XB7A13658	B4A4	ThinkSystem 3.5" PM1645 1.6TB Mainstream SAS 12Gb Hot Swap SSD	4
3.5-inch hot-swap SSDs - 12 Gb SAS - Entry / Capacity (<3 DWPD)			
4XB7A17058	B91E	ThinkSystem 3.5" PM1643a 3.84TB Entry SAS 12Gb Hot Swap SSD	4
4XB7A17059	BEVK	ThinkSystem 3.5" PM1643a 7.68TB Entry SAS 12Gb Hot Swap SSD	4
4XB7A13649	B4A8	ThinkSystem 3.5" PM1643 3.84TB Capacity SAS 12Gb Hot Swap SSD	4

Table 26. 3.5-inch hot-swap 6 Gb SATA SSDs

Part number	Feature	Description	Maximum supported
3.5-inch hot-swap SSDs - 6 Gb SATA - Mainstream (3-5 DWPD)			
4XB7A17096	B8JL	ThinkSystem 3.5" 5300 240GB Mainstream SATA 6Gb Hot Swap SSD	4
4XB7A17097	B8JF	ThinkSystem 3.5" 5300 480GB Mainstream SATA 6Gb Hot Swap SSD	4
4XB7A17098	B8JO	ThinkSystem 3.5" 5300 960GB Mainstream SATA 6Gb Hot Swap SSD	4
4XB7A17099	B8HR	ThinkSystem 3.5" 5300 1.92TB Mainstream SATA 6Gb Hot Swap SSD	4
4XB7A17100	B8HX	ThinkSystem 3.5" 5300 3.84TB Mainstream SATA 6Gb Hot Swap SSD	4
4XB7A13639	B49R	ThinkSystem 3.5" Intel S4610 240GB Mainstream SATA 6Gb Hot Swap SSD	4
4XB7A13640	B49S	ThinkSystem 3.5" Intel S4610 480GB Mainstream SATA 6Gb Hot Swap SSD	4
4XB7A13641	B49T	ThinkSystem 3.5" Intel S4610 960GB Mainstream SATA 6Gb Hot Swap SSD	4
4XB7A13642	B49U	ThinkSystem 3.5" Intel S4610 1.92TB Mainstream SATA 6Gb Hot Swap SSD	4
4XB7A13643	B49V	ThinkSystem 3.5" Intel S4610 3.84TB Mainstream SATA 6Gb Hot Swap SSD	4
4XB7A10242	B48D	ThinkSystem 3.5" 5200 240GB Mainstream SATA 6Gb Hot Swap SSD	4
4XB7A10244	B48F	ThinkSystem 3.5" 5200 960GB Mainstream SATA 6Gb Hot Swap SSD	4
4XB7A10245	B48G	ThinkSystem 3.5" 5200 1.92TB Mainstream SATA 6Gb Hot Swap SSD	4
4XB7A10246	B48H	ThinkSystem 3.5" 5200 3.84TB Mainstream SATA 6Gb Hot Swap SSD	4
3.5-inch hot-swap SSDs - 6 Gb SATA - Entry (<3 DWPD)			
4XB7A38276	BCTH	ThinkSystem 3.5" Multi Vendor 240GB Entry SATA 6Gb Hot Swap SSD	4
4XB7A38277	BCTJ	ThinkSystem 3.5" Multi Vendor 480GB Entry SATA 6Gb Hot Swap SSD	4
4XB7A38278	BCTK	ThinkSystem 3.5" Multi Vendor 960GB Entry SATA 6Gb Hot Swap SSD	4
4XB7A38279	BCTL	ThinkSystem 3.5" Multi Vendor 1.92TB Entry SATA 6Gb Hot Swap SSD	4
4XB7A38281	BCTM	ThinkSystem 3.5" Multi Vendor 3.84TB Entry SATA 6Gb Hot Swap SSD	4
4XB7A17081	B8JB	ThinkSystem 3.5" 5300 240GB Entry SATA 6Gb Hot Swap SSD	4
4XB7A17082	B8J9	ThinkSystem 3.5" 5300 480GB Entry SATA 6Gb Hot Swap SSD	4
4XB7A17083	B8JC	ThinkSystem 3.5" 5300 960GB Entry SATA 6Gb Hot Swap SSD	4
4XB7A17084	B8HZ	ThinkSystem 3.5" 5300 1.92TB Entry SATA 6Gb Hot Swap SSD	4
4XB7A17085	B8HQ	ThinkSystem 3.5" 5300 3.84TB Entry SATA 6Gb Hot Swap SSD	4
4XB7A17086	B8J3	ThinkSystem 3.5" 5300 7.68TB Entry SATA 6Gb Hot Swap SSD	4

Part number	Feature	Description	Maximum supported
4XB7A13625	B49D	ThinkSystem 3.5" Intel S4510 240GB Entry SATA 6Gb Hot Swap SSD	4
4XB7A13626	B49E	ThinkSystem 3.5" Intel S4510 480GB Entry SATA 6Gb Hot Swap SSD	4
4XB7A13627	B49F	ThinkSystem 3.5" Intel S4510 960GB Entry SATA 6Gb Hot Swap SSD	4
4XB7A13628	B49G	ThinkSystem 3.5" Intel S4510 1.92TB Entry SATA 6Gb Hot Swap SSD	4
4XB7A13629	B49H	ThinkSystem 3.5" Intel S4510 3.84TB Entry SATA 6Gb Hot Swap SSD	4
4XB7A17176	B6TM	ThinkSystem 3.5" PM883 240GB Entry SATA 6Gb Hot Swap SSD	4
4XB7A17177	B6TN	ThinkSystem 3.5" PM883 480GB Entry SATA 6Gb Hot Swap SSD	4
4XB7A17178	B6TP	ThinkSystem 3.5" PM883 960GB Entry SATA 6Gb Hot Swap SSD	4
4XB7A17179	B6JY	ThinkSystem 3.5" PM883 1.92TB Entry SATA 6Gb Hot Swap SSD	4
4XB7A17180	B6JZ	ThinkSystem 3.5" PM883 3.84TB Entry SATA 6Gb Hot Swap SSD	4
7SD7A05735	B0Z5	ThinkSystem 3.5" Intel S4500 960GB Entry SATA 6Gb Hot Swap SSD	4
4XB7A10160	B2X9	ThinkSystem 3.5" 5200 1.92TB Entry SATA 6Gb Hot Swap SSD	4
4XB7A10162	B2XB	ThinkSystem 3.5" 5200 7.68TB Entry SATA 6Gb Hot Swap SSD	4

Table 27. 3.5-inch simple-swap 6 Gb SATA HDDs

Part number	Feature	Description	Maximum supported
3.5-inch simple-swap HDDs - 6 Gb NL SATA			
7XB7A00055	AUZS	ThinkSystem 1TB 7.2K 6Gbps SATA 3.5" Simple Swap 512n HDD	4
7XB7A00056	AUZT	ThinkSystem 2TB 7.2K 6Gbps SATA 3.5" Simple Swap 512n HDD	4
7XB7A00057	AUZU	ThinkSystem 4TB 7.2K 6Gbps SATA 3.5" Simple Swap 512n HDD	4
7XB7A00058	AXC7	ThinkSystem 6TB 7.2K 6Gbps SATA 3.5" Simple Swap 512e HDD	4
7XB7A00059	AXC6	ThinkSystem 8TB 7.2K 6Gbps SATA 3.5" Simple Swap 512e HDD	4
7XB7A00060	AXC8	ThinkSystem 3.5" 10TB 7.2K SATA 6Gb Simple Swap 512e HDD	4

Table 29. M.2 SATA drives

Part number	Feature	Description	Maximum supported
M.2 SSDs - 6 Gb SATA - Entry (<3 DWPD)			
7N47A00129	AUUL	ThinkSystem M.2 32GB SATA 6Gbps Non-Hot Swap SSD	2
7N47A00130	AUUV	ThinkSystem M.2 128GB SATA 6Gbps Non-Hot Swap SSD	2
7SD7A05703	B11V	ThinkSystem M.2 5100 480GB SATA 6Gbps Non-Hot Swap SSD	2
4XB7A17071	B8HS	ThinkSystem M.2 5300 240GB SATA 6Gbps Non-Hot Swap SSD	2
4XB7A17073	B919	ThinkSystem M.2 5300 480GB SATA 6Gbps Non-Hot Swap SSD	2

Optical drives

The server supports the external USB optical drive listed in the following table.

Table 30. External optical drive

Part number	Feature code	Description
7XA7A05926	AVV8	ThinkSystem External USB DVD RW Optical Disk Drive

The drive is based on the Lenovo Slim DVD Burner DB65 drive and supports the following formats: DVD-RAM, DVD-RW, DVD+RW, DVD+R, DVD-R, DVD-ROM, CD-RW, CD-R, CD-ROM.

I/O expansion

The SR530 server supports one LOM card slot and up to three PCIe slots with different riser cards installed into two riser sockets on the system planar (one riser socket supports installation of one riser card).

The slot form factors are as follows:

- LOM card slot
- Slot 1: PCIe 3.0 x8; low profile
- Slot 2: PCIe 3.0 x16 or ML2 x8; low profile or full-height, half-length
- Slot 3: PCIe 3.0 x8 or x16; low profile

Configuration notes:

- PCIe x16 slot 3 requires the second processor to be installed.
- The COM Port Upgrade Kit is installed in place of one of the PCIe slots 1, 2, or 3.

The locations of the PCIe slots are shown in the following figure.




Figure 7. Slot locations

Riser 1 supplies slots 1 and 2, and Riser 2 supplies slot 3. The slots that are available for use depend on the number of riser cards that are installed and whether the second processor is installed, as shown in the following table.

Table 31. Slots available for use

Riser Card 1	Riser Card 2	Slots available for use	
		Processor 1	Processor 2
None	None	LOM	-
None	PCIe x8	LOM, 3	-
None	PCIe x16	LOM	3
PCIe x8/x16 or PCIe x8/x8ML2	None	LOM, 1, 2	-
PCIe x8/x16 or PCIe x8/x8ML2	PCIe x8	LOM, 1, 2, 3	-

Riser Card 1	Riser Card 2	Slots available for use	
		Processor 1	Processor 2
PCIe x8/x16 or PCIe x8/x8ML2	PCIe x16	LOM, 1, 2	3

The following table lists available PCIe riser card options.

Table 32. PCIe riser cards and miscellaneous options

Description	Part number	Feature code	Maximum quantity
x8 Riser Card 1 options (Riser card 1 supplies slots 1 and 2)			
ThinkSystem SR530/SR570/SR630 x8/x16 PCIe LP+LP Riser 1 Kit	7XH7A02682	AUWC	1
ThinkSystem SR530/SR570/SR630 x8/x16 PCIe LP+FH Riser 1 Kit	7XH7A05893	None*	1
ThinkSystem SR530/SR570 x8/x8ML2 PCIe LP+LP Riser 1 Kit	7XH7A05892	AV0X	1
Riser Card 2 option (Riser card 2 supplies slot 3)			
ThinkSystem SR530/SR570/SR630 x16 PCIe LP Riser 2 Kit	7XH7A02685	AUWA	1
ThinkSystem SR530/SR570 x8 PCIe LP Riser 2 Kit	7XH7A05891	AV0W	1
Serial port upgrade kit			
ThinkSystem COM Port Upgrade Kit	7Z17A02577	AUSL	1

* The LP+FH Riser 1 can be factory-installed by selecting the feature codes AUWC (LP+LP Riser 1) and AUWS (LP+FH Bracket).

The COM Port Upgrade Kit, part number 7Z17A02577, is used for mounting the external serial port on the rear of the SR530. This option includes the bracket and the cable. The COM Port option is mounted in place of one of the PCIe slots 1, 2, or 3.

Network adapters

The SR530 server has two onboard 1 GbE ports (no 10/100 Mb support) and up to two additional onboard 1/10 GbE network ports (no 10/100 Mb support) with optional LOM cards. Onboard ports and LOM cards use the Intel Ethernet Connection X722 1/10 GbE technology integrated into the Intel C622 Platform Controller Hub (PCH). The server also supports ML2 adapters that are installed in the custom ML2 slot provided by an ML2 riser card. The LOM cards support direct connectivity to the XClarity Controller via the Network Controller Sideband Interface (NSCI) for out-of-band systems management.

Note: ML2 network adapters do not support NSCI when used in the SR530 server.

The integrated Intel Ethernet Connection X722 has the following features:

- Two 1 Gb Ethernet ports (no 10/100 Mb Ethernet support)
- Two 1/10 Gb Ethernet capable ports (no 10/100 Mb Ethernet support)
- NIC Teaming (load balancing and failover)
- Data Center Bridging
- iWARP (RDMA over IP)
- VMDq and SR-IOV virtualization (10 Gb speeds only, 4 PFs, 128 VFs per device)
- IEEE 802.1q Virtual Local Area Networks (VLANs)
- NVGRE, VXLAN, IPinGRE, and MACinUDP network virtualization
- IEEE 802.1Qbg Edge Virtual Bridging
- TCP, IP, and UDP checksum offload
- Large Send Offload (LSO) and Generic Send Offload (GSO)
- Receive Side Scaling (RSS) for TCP and UDP traffic
- Jumbo frames up to 9.5 Kbytes

The following table lists the network adapters that are supported with the SR530 server.

Table 33. Network adapters

Description	Part number	Feature code	Max qty	I/O slots supported
LOM cards - 1 Gb Ethernet				
ThinkSystem 1Gb 2-port RJ45 LOM	7ZT7A00544	AUKG	1	LOM slot
LOM cards - 10 Gb Ethernet				
ThinkSystem 10Gb 2-port Base-T LOM	7ZT7A00548	AUKL	1	LOM slot
ThinkSystem 10Gb 2-port SFP+ LOM	7ZT7A00546	AUKJ	1*	LOM slot
ML2 adapters - 10 Gb Ethernet				
Broadcom NX-E ML2 10Gb 2-Port Base-T Ethernet Adapter	7ZT7A00497	AUKQ	1	2 (ML2)
Emulex VFA5.2 ML2 Dual Port 10GbE SFP+ Adapter	00AG560	AT7U	1*	2 (ML2)
Emulex VFA5.2 ML2 2x10 GbE SFP+ Adapter and FCoE/iSCSI SW	01CV770	AU7Z	1*	2 (ML2)
Intel X710-DA2 ML2 2x10GbE SFP+ Adapter	00JY940	ATRH	1*	2 (ML2)
PCIe Low Profile adapters - 1 Gb Ethernet				
Broadcom 5720 1GbE RJ45 2-Port PCIe Ethernet Adapter	7ZT7A00482	AUZX	3	1, 2, 3
Broadcom 5719 1GbE RJ45 4-Port PCIe Ethernet Adapter	7ZT7A00484	AUZV	3	1, 2, 3
ThinkSystem I350-F1 PCIe 1Gb 1-Port SFP Ethernet Adapter	7ZT7A00533	AUZZ	3	1, 2, 3
ThinkSystem I350-T2 PCIe 1Gb 2-Port RJ45 Ethernet Adapter	7ZT7A00534	AUZY	3	1, 2, 3
ThinkSystem I350-T4 PCIe 1Gb 4-Port RJ45 Ethernet Adapter	7ZT7A00535	AUZW	3	1, 2, 3
PCIe Low Profile adapters - 10 Gb Ethernet				
Broadcom 57416 10GBASE-T 2-Port PCIe Ethernet Adapter	7ZT7A00496	AUKP	3	1, 2, 3
Emulex VFA5.2 2x10 GbE SFP+ PCIe Adapter	00AG570	AT7S	3*	1, 2, 3
Emulex VFA5.2 2x10 GbE SFP+ Adapter and FCoE/iSCSI SW	00AG580	AT7T	3*	1, 2, 3
Intel X550-T2 Dual Port 10GBASE-T Adapter	00MM860	ATPX	3	1, 2, 3
Intel X710-DA2 PCIe 10Gb 2-Port SFP+ Ethernet Adapter	7ZT7A00537	AUKX	3*	1, 2, 3
QLogic QL41134 PCIe 10Gb 4-Port Base-T Ethernet Adapter	4XC7A08225	B31G	3	1, 2, 3
PCIe Full Height adapters - 10 Gb Ethernet				
Emulex OCe14104B-NX PCIe 10Gb 4-Port SFP+ Ethernet Adapter	7ZT7A00493	AUKN	1*	2
PCIe Low Profile adapters - 25 Gb Ethernet				
Broadcom 57412 10/25GbE SFP28 1-Port PCIe Ethernet Adapter	7ZT7A00505	AUKS	3*	1, 2, 3
Broadcom 57414 10/25GbE SFP28 2-port PCIe Ethernet Adapter	4XC7A08238	B5T0	3*	1, 2, 3
PCIe Low Profile adapters - Omni-Path				
Intel OPA 100 Series Single-port PCIe 3.0 x16 HFA	00WE027	AU0B	1 / 2#*	2, 3

The maximum quantity shown is with one processor / two processors.

* The adapter comes without transceivers or cables; for ordering transceivers or cables, see the adapter product guide

Configuration notes:

- ML2 network adapters are supported in the ML2 x8 slot 2 supplied by the x8/x8ML2 Riser Card 1 (7XH7A05892).
- PCIe full-height network adapters are supported in the full-height PCIe x16 slot 2 supplied by the PCIe x8/x16 LP+FH Riser Card 1 (7XH7A05893).
- Omni-Path adapters are supported in the low profile or full-height PCIe x16 slots supplied by the riser cards 1 and 2.
- PCIe Low Profile network adapters (except Omni-Path adapters) are supported in the low profile and full-height PCIe x8 and x16 slots supplied by the riser cards 1 and 2. The PCIe x16 slot 3 requires the second processor to be installed.

- Some adapters require supported transceivers or DAC cables to be purchased for the adapter. The maximum number of transceivers or cables that are supported per adapter equals the quantity of the adapter ports, and all adapter ports must have the same type of the transceiver or cable selected.

For more information, see the list of Product Guides in the Ethernet Adapters category:
<http://lenovopress.com/servers/options/ethernet#rt=product-guide>

SAS adapters for external storage

The following table lists SAS RAID controllers and HBAs for external storage attachments that are supported by the SR530 server.

Table 34. SAS RAID adapters and HBAs for external storage

Description	Part number	Feature code	Maximum quantity	I/O slots supported
12 Gbps SAS RAID adapters				
ThinkSystem RAID 930-8e 4GB Flash PCIe 12Gb Adapter	7Y37A01087	AUNQ	2	1, 2, 3
12 Gbps SAS HBAs				
ThinkSystem 430-8e SAS/SATA 12Gb HBA	7Y37A01090	AUNR	2	1, 2, 3
ThinkSystem 430-16e SAS/SATA 12Gb HBA	7Y37A01091	AUNN	2	1, 2, 3

Configuration notes:

- Low profile SAS RAID controllers and HBAs for external storage are supported in the low profile and full-high PCIe x8 and x16 slots supplied by the riser cards 1 and 2. The PCIe x16 slot 3 requires the second processor to be installed.
- The total quantity of the RAID 730-8i 2GB, RAID 930-8i, RAID 930-16i, and RAID 930-8e controllers in a supported combination in the server must not exceed 2 (up to 2 supercapacitors can be mounted in the server).

The following table summarizes features of supported RAID controllers and HBAs for external storage.

Table 35. Features and specifications of the RAID controllers and HBAs for external storage

Feature	RAID 930-8e	430-8e HBA	430-16e HBA
Form factor	PCIe LP	PCIe LP	PCIe LP
SAS controller chip	SAS3516	SAS3408	SAS3416
Host interface	PCIe 3.0 x8	PCIe 3.0 x8	PCIe 3.0 x8
Port interface	12 Gb SAS	12 Gb SAS	12 Gb SAS
Number of ports	8	8	16
Connector type	SFF-8644 x4	SFF-8644 x4	SFF-8644 x4
Number of connectors	2	2	4
Drive interface	SAS, SATA	SAS, SATA	SAS, SATA
Drive type	HDD, SSD, SED	HDD, SSD, SED*	HDD, SSD, SED*
Hot-swap drive support	Yes	Yes	Yes
Number of devices	240	1024	1024
RAID levels	0/1/10/5/50/6/60	None	None
JBOD mode	Yes	Yes	Yes
Cache	4 GB	None	None
Cache protection	Flash backup (Included)	None	None
SED key management (SafeStore)	Yes	No	No
SSD I/O acceleration (FastPath)	Yes	No	No

Feature	RAID 930-8e	430-8e HBA	430-16e HBA
SSD Caching (CacheCade Pro 2.0)	No**	No	No
Consistency check	Yes	No	No
Patrol read	Yes	No	No
Online capacity expansion	Yes	No	No
Online RAID level migration	Yes	No	No
Global Hot Spare	Yes	No	No
Auto-rebuild	Yes	No	No

* HBAs do not support key management for SEDs; third-party host software is responsible for managing the keys.

** The SSD caching feature has been phased out in the new generation of advanced RAID controllers.

For more information, see the list of Product Guides in the following categories:

- RAID adapters
<http://lenovopress.com/servers/options/raid#rt=product-guide>
- Host bus adapters
<http://lenovopress.com/servers/options/hba#rt=product-guide>

Fibre Channel host bus adapters

The following table lists Fibre Channel HBAs supported by the SR530 server.

Table 36. Fibre Channel HBAs

Description	Part number	Feature code	Maximum quantity	I/O slots supported
16 Gb Fibre Channel - PCIe				
Emulex 16Gb Gen6 FC Single-port HBA	01CV830	ATZU	3	1, 2, 3
Emulex 16Gb Gen6 FC Dual-port HBA	01CV840	ATZV	3	1, 2, 3
QLogic 16Gb Enhanced Gen5 FC Single-port HBA	01CV750	ATZB	3	1, 2, 3
QLogic 16Gb Enhanced Gen5 FC Dual-port HBA	01CV760	ATZC	3	1, 2, 3
8 Gb Fibre Channel - PCIe (available only in PRC and Asia Pacific)				
Emulex LPe12002-M8-L PCIe 8Gb 2-Port SFP+ FC HBA	4XC7A08221	B0X0	3	1, 2, 3
Emulex LPe12000-M8-L PCIe 8Gb 1-Port SFP+ FC HBA	4XC7A08220	B0WZ	3	1, 2, 3

Configuration note: FC HBAs are supported in the low profile and full-high PCIe x8 and x16 slots supplied by the riser cards 1 and 2. The PCIe x16 slot 3 requires the second processor to be installed.

For more information, see the list of Product Guides in the Host bus adapters category:

<http://lenovopress.com/servers/options/hba#rt=product-guide>

Cooling

The SR530 server supports up to six non-hot-swap system fans that provide N+1 cooling redundancy. SR530 server models with one processor include four system fans, and server models with two processors include six system fans.

The following table shows additional cooling options.

Table 37. Cooling options

Description	Part number	Feature code	Maximum quantity
ThinkSystem SR530 FAN Option Kit	4F17A12354	AV0N	1

Configuration note: The SR530 FAN Option Kit (4F17A12354) includes two system fans that are required for field upgrades that add a second processor to the server. If two processors are selected in the initial server configurations, two fans for the second processor are derived by the configurator.

Power supplies and cables

The SR530 server supports up to two redundant power supplies and is capable of N+N redundancy depending on the configuration. A second power supply can be added to the models that come with one power supply. The following table lists the power supply options.

Table 38. Power supplies

Description	Part number	Feature code	Maximum quantity
ThinkSystem 550W (230V/115V) Platinum Hot-Swap Power Supply	7N67A00882	AVV6	2
ThinkSystem 750W (230/115V) Platinum Hot-Swap Power Supply	7N67A00883	AVV7	2
ThinkSystem 750W (230V) Titanium Hot-Swap Power Supply	7N67A00884	AVV5	2

Configuration notes:

- Minimum of 1 and maximum of 2 power supplies per system.
- If 2 are installed, power supplies must be identical.
- Power supplies support AC (Worldwide) and HVDC (PRC only) power sources.

Important: The Standalone Solution Configuration Tool (SSCT) and Lenovo Data Center Solution Configurator (DCSC) power supply selection rules allow a subset of possible configurations due to power restrictions. Configurations that cannot be built in SSCT or DCSC due to power restrictions may still be supported. To verify support and ensure that the right power supply is chosen for optimal performance, you should always validate your server configuration using the latest version of the Lenovo Capacity Planner:

<http://datacentersupport.lenovo.com/us/en/solutions/lvo-lcp>

The SR530 server ship standard with or without a power cord (model dependent). A hot-swap power supply option ships without a power cord. The following table lists the rack power cables and line cords that can be ordered for the SR530 server.

Table 39. Power cables

Description	Part number	Feature code
Rack power cables		
1.0m, 10A/125-250V, C13 to IEC 320-C14 Rack Power Cable	00Y3043	A4VP
1.5m, 10A/100-250V, C13 to IEC 320-C14 Rack Power Cable	39Y7937	6201
2.0m, 13A/125V-10A/250V, C13 to IEC 320-C14 Rack Power Cable	4L67A08369	6570
2.8m, 10A/100-250V, C13 to IEC 320-C14 Rack Power Cable	4L67A08366	6311

Description	Part number	Feature code
2.8m, 13A/125V-10A/250V, C13 to IEC 320-C14 Rack Power Cable	4L67A08370	6400
2.8m, 10A/100-250V, C13 to IEC 320-C20 Rack Power Cable	39Y7938	6204
4.3m, 10A/100-250V, C13 to IEC 320-C14 Rack Power Cable	39Y7932	6263
4.3m, 13A/125V-10A/250V, C13 to IEC 320-C14 Rack Power Cable	4L67A08371	6583
Line cords		
Argentina 2.8m, 10A/250V, C13 to IRAM 2073 Line Cord	39Y7930	6222
Argentina 4.3m, 10A/250V, C13 to IRAM 2073 Line Cord	81Y2384	6492
Australia/New Zealand 2.8m, 10A/250V, C13 to AS/NZS 3112 Line Cord	39Y7924	6211
Australia/New Zealand 4.3m, 10A/250V, C13 to AS/NZS 3112 Line Cord	81Y2383	6574
Brazil 2.8m, 10A/250V, C13 to NBR 14136 Line Cord	69Y1988	6532
Brazil 4.3m, 10A/250V, C13 to NBR14136 Line Cord	81Y2387	6404
China 1.8m, 10A/250V, C13 to GB 2099.1 Line Cord	4L67A69954	6361
China 2.8m, 10A/250V, C13 to GB 2099.1 Line Cord	39Y7928	6210
China 4.3m, 10A/250V, C13 to GB 2099.1 Line Cord	81Y2378	6580
Denmark 2.8m, 10A/250V, C13 to DK2-5a Line Cord	39Y7918	6213
Denmark 4.3m, 10A/250V, C13 to DK2-5a Line Cord	81Y2382	6575
Europe 2.8m, 10A/250V, C13 to CEE7-VII Line Cord	39Y7917	6212
Europe 4.3m, 10A/250V, C13 to CEE7-VII Line Cord	81Y2376	6572
India 2.8m, 10A/250V, C13 to IS 6538 Line Cord	39Y7927	6269
India 4.3m, 10A/250V, C13 to IS 6538 Line Cord	81Y2386	6567
Israel 2.8m, 10A/250V, C13 to SI 32 Line Cord	39Y7920	6218
Israel 4.3m, 10A/250V, C13 to SI 32 Line Cord	81Y2381	6579
Italy 2.8m, 10A/250V, C13 to CEI 23-16 Line Cord	39Y7921	6217
Italy 4.3m, 10A/250V, C13 to CEI 23-16 Line Cord	81Y2380	6493
Japan 2.8m, 12A/125V, C13 to JIS C-8303 Line cord	46M2593	6314
Japan 2.8m, 12A/250V, C13 to JIS C-8303 Line Cord	4L67A08357	5472
Japan 4.3m, 12A/125V, C13 to JIS C-8303 Line Cord	39Y7926	6335
Japan 4.3m, 12A/250V, C13 to JIS C-8303 Line Cord	4L67A08362	6495
Korea 2.8m, 12A/250V, C13 to KS C8305 Line Cord	39Y7925	6219
Korea 4.3m, 12A/250V, C13 to KS C8305 Line Cord	81Y2385	6494
South Africa 2.8m, 10A/250V, C13 to SABS 164 Line Cord	39Y7922	6214
South Africa 4.3m, 10A/250V, C13 to SABS 164 Line Cord	81Y2379	6576
Switzerland 2.8m, 10A/250V, C13 to SEV 1011-S24507 Line Cord	39Y7919	6216
Switzerland 4.3m, 10A/250V, C13 to SEV 1011-S24507 Line Cord	81Y2390	6578
Taiwan 2.8m, 10A/125V, C13 to CNS 10917-3 Line Cord	23R7158	6386
Taiwan 2.8m, 10A/250V, C13 to CNS 10917-3 Line Cord	81Y2375	6317
Taiwan 2.8m, 15A/125V, C13 to CNS 10917-3 Line Cord	81Y2374	6402
Taiwan 4.3m, 10A/125V, C13 to CNS 10917-3 Line Cord	4L67A08363	AX8B
Taiwan 4.3m, 10A/250V, C13 to CNS 10917-3 Line Cord	81Y2389	6531
Taiwan 4.3m, 15A/125V, C13 to CNS 10917-3 Line Cord	81Y2388	6530
United Kingdom 2.8m, 10A/250V, C13 to BS 1363/A Line Cord	39Y7923	6215
United Kingdom 4.3m, 10A/250V, C13 to BS 1363/A Line Cord	81Y2377	6577
United States 2.8m, 10A/125V, C13 to NEMA 5-15P Line Cord	90Y3016	6313

Description	Part number	Feature code
United States 2.8m, 10A/250V, C13 to NEMA 6-15P Line Cord	46M2592	A1RF
United States 2.8m, 13A/125V, C13 to NEMA 5-15P Line Cord	00WH545	6401
United States 4.3m, 10A/125V, C13 to NEMA 5-15P Line Cord	4L67A08359	6370
United States 4.3m, 10A/250V, C13 to NEMA 6-15P Line Cord	4L67A08361	6373
United States 4.3m, 13A/125V, C13 to NEMA 5-15P Line Cord	4L67A08360	AX8A

Systems management

The SR530 supports the following systems management tools:

- Lenovo XClarity Controller
- Lenovo XClarity Provisioning Manager
- Lenovo XClarity Essentials
- Lenovo XClarity Administrator
- Lenovo XClarity Integrators
- Lenovo XClarity Energy Manager
- Lenovo Capacity Planner

Lenovo XClarity Controller

The SR530 server contains Lenovo XClarity Controller (XCC), which provides advanced service-processor control, monitoring, and alerting functions. XClarity Controller offers three functional levels: Standard, Advanced, and Enterprise.

By default, the SR530 server includes XClarity Controller Standard features, and it can be upgraded to Advanced or Enterprise functionality by using the Features on Demand (FoD) upgrades.

XClarity Controller Standard offers the following capabilities:

- Gathering and viewing system information and inventory
- Monitoring system status and health
- Alerting and notifications
- Event logging
- Configuring network connectivity
- Configuring security
- Updating system firmware
- Configuring server settings and devices
- Real-time power usage monitoring
- Remotely controlling server power (Power on, Power off, Restart)
- Managing FoD activation keys
- Redirecting serial console via IPMI
- Capturing the video display contents when an operating system hang condition is detected

XClarity Controller Advanced Upgrade adds the following functionality to the Standard features:

- Remotely viewing video with the following graphics resolutions:
 - Up to 1600x1200 with up to 23 bits per pixel; or
 - Up to 1920x1200 with up to 15 bits per pixel
- Remotely accessing the server using the keyboard and mouse from a remote client
- Remotely deploying an operating system
- Syslog alerting
- Redirecting serial console via SSH
- Displaying graphics for real-time and historical power usage data and temperature

XClarity Controller Enterprise Upgrade adds the following functionality to the Advanced features:

- Capping power usage
- Mapping the ISO and image files located on the local client as virtual drives for use by the server
- Mounting the remote ISO and image files via HTTPS, SFTP, CIFS, and NFS
- Collaborating across up to six users of the virtual console
- Controlling quality and bandwidth usage

The XClarity Controller provides remote server management through industry-standard interfaces:

- Intelligent Platform Management Interface (IPMI) Version 2.0
- Simple Network Management Protocol (SNMP) Version 3
- Common Information Model (CIM)
- Data Center Manageability Interface (DCMI) Version 1.5
- Redfish REpresentational State Transfer (REST) API
- Web browser with HTML5 support
- Command-line interface
- Virtual Operator Panel with XClarity Mobile App via the front USB port with XClarity Controller access

Virtual Operator Panel provides quick access to system status, firmware, network, health, and alerts information. With proper authentication, it also allows to configure systems management and network settings and to control system power (Power on, Power off, Restart). The Virtual Operator Panel can be accessed from the XClarity Mobile App running on the Android or iOS mobile device that is connected to the front USB port with XClarity Controller access (See [Components and connectors](#)).

Note: Depending on the system settings, the front USB port can be assigned to XClarity Controller for management functions, or to the system as a regular USB 2.0 port, or switched between two functions by using the system ID button.

IPMI via the Ethernet port (IPMI over LAN) is supported, however it is disabled by default. For CTO orders you can specify whether you want to the feature enabled or disabled in the factory, using the feature codes listed in the following table.

Table 40. IPMI-over-LAN settings

Part number	Feature code	Description
CTO only	B7XZ	Disable IPMI-over-LAN (default)
CTO only	B7Y0	Enable IPMI-over-LAN

The following table lists the XClarity Controller FoD upgrades.

Table 41. XClarity Controller FoD upgrades

Description	Part number	Feature code	Maximum quantity
ThinkSystem XClarity Controller Standard to Advanced Upgrade	4L47A09132	AVUT	1
ThinkSystem XClarity Controller Standard to Enterprise Upgrade	None*	AUPW	1
ThinkSystem XClarity Controller Advanced to Enterprise Upgrade	4L47A09133	None**	1

* Factory-installed only.

** Field upgrade only.

Configuration notes:

- For factory-installed upgrades, either Standard to Advanced Upgrade (feature AVUT) or Standard to Enterprise Upgrade (feature AUPW) can be selected, but not both.
- For field upgrades, the Advanced to Enterprise Upgrade (4L47A09133) requires the Standard to Advanced Upgrade to be activated on the server previously with either the factory-installed feature AVUT or field upgrade 4L47A09132.

Lenovo XClarity Provisioning Manager

Lenovo XClarity Provisioning Manager is a UEFI-embedded GUI application that combines the functions of configuring system setup settings, configuring RAID, and updating applications and firmware. It also enables you to install the supported operating systems and associated device drivers, run diagnostics, and collect service data.

Lenovo XClarity Provisioning Manager has the following features:

- Automatic hardware detection
- Collecting and viewing system inventory information
- Configuring UEFI system setup settings
- Updating the system firmware
- Configuring RAID by using the RAID Setup Wizard or Advanced mode
- Installing an operating system and device drivers automatically or manually
- Running diagnostics and collecting service data

Lenovo XClarity Essentials

Lenovo offers the following XClarity Essentials software tools that can help you set up, use, and maintain the server at no additional cost:

- **Lenovo XClarity Essentials OneCLI**
OneCLI is a collection of server management tools that utilize a command line interface program to manage firmware, hardware, and operating systems. It provides functions to collect full system health information (including health status), configure system setting, and update system firmware and drivers.
- **Lenovo XClarity Essentials UpdateXpress**
The UpdateXpress tool is a standalone GUI application for firmware and device driver updates that enables you to maintain your server firmware and device drivers up-to-date and help you avoid unnecessary server outages. The tool acquires and deploys individual updates and UpdateXpress System Packs (UXSPs) which are integration-tested bundles.
- **Lenovo XClarity Essentials Bootable Media Creator**
The Bootable Media Creator (BOMC) tool is used to create bootable media for offline firmware update.

For more information and downloads, visit the Lenovo XClarity Essentials web page:

<http://support.lenovo.com/us/en/documents/LNVO-center>

Lenovo XClarity Administrator

Lenovo XClarity is a centralized systems management solution that helps administrators deliver infrastructure faster. This solution integrates easily with Lenovo x86 servers, RackSwitch switches, and DS Series storage, providing automated agent-less discovery, monitoring, firmware updates, configuration management, and bare metal deployment of operating systems and hypervisors across multiple servers.

Lenovo XClarity Administrator is an optional software component for the SR530 server which can be downloaded and used at no charge to discover and monitor the SR530 and manage firmware upgrades for them.

If software support is required for Lenovo XClarity Administrator, or Lenovo XClarity Administrator premium features (such as configuration management and operating system deployment) are required, or both, Lenovo XClarity Pro software subscription should be ordered. Lenovo XClarity Pro is licensed on a per managed system basis, that is, each managed Lenovo system requires a license.

The following table lists the geo-specific Lenovo XClarity software license options.

Table 42. Lenovo XClarity software options

Description	Part number (NA, AP, Japan)*	Part number (EMEA, LA)**	Quantity
Lenovo XClarity Pro, per Managed Endpoint w/1 Yr SW S&S	00MT201	00MT207	1
Lenovo XClarity Pro, per Managed Endpoint w/3 Yr SW S&S	00MT202	00MT208	1
Lenovo XClarity Pro, per Managed Endpoint w/5 Yr SW S&S	00MT203	00MT209	1

* NA = North America; AP = Asia Pacific

** EMEA = Europe, Middle East, Africa; LA = Latin America

Lenovo XClarity Administrator offers the following standard features that are available at no charge:

- Auto-discovery and monitoring of Lenovo x86 servers, RackSwitch switches, Flex System chassis, and DS Series storage systems
- Firmware updates and compliance enforcement
- External alerts and notifications via SNMP traps, syslog remote logging, and e-mail
- Secure connections to managed endpoints
- NIST 800-131A or FIPS 140-2 compliant cryptographic standards between the management solution and managed endpoints
- Integration into existing higher level management systems such as cloud automation and orchestration tools through REST APIs, providing extensive external visibility and control over hardware resources
- An intuitive, easy-to-use GUI
- Scripting with Windows PowerShell, providing command-line visibility and control over hardware resources

Lenovo XClarity Administrator offers the following premium features that require an optional Pro license:

- Pattern-based configuration management that allows to define configurations once and apply repeatedly without errors when deploying new servers or redeploying existing servers without disrupting the fabric
- Bare-metal deployment of operating systems and hypervisors to streamline infrastructure provisioning

For more information, refer to the Lenovo XClarity Administrator Product Guide:

<http://lenovopress.com/tips1200>

Lenovo XClarity Integrators

Lenovo offers at no charge (if software support is required, a Lenovo XClarity Pro software subscription license should be ordered) two software plug-in modules, Lenovo XClarity Integrators, to manage physical infrastructure from leading external virtualization management software tools from Microsoft and VMware:

- Lenovo XClarity Integrator for Microsoft System Center
- Lenovo XClarity Integrator for VMware vCenter

Lenovo XClarity Integrators offer the following additional features:

- Ability to discover, manage, and monitor Lenovo server hardware from VMware vCenter or Microsoft System Center
- Deployment of firmware updates and configuration patterns to Lenovo x86 rack servers and Flex System from the virtualization management tool
- Non-disruptive server maintenance in clustered environments that reduces workload downtime by dynamically migrating workloads from affected hosts during rolling server updates or reboots
- Greater service level uptime and assurance in clustered environments during unplanned hardware events by dynamically triggering workload migration from impacted hosts when impending hardware failures are predicted

For more information, refer to the Lenovo XClarity Integrators web page:

<http://www3.lenovo.com/us/en/data-center/software/systems-management/xclarity-integrators>

Lenovo XClarity Energy Manager

Lenovo XClarity Energy Manager provides a stand-alone, web-based agent-less power management console that provides real time data and enables you to observe, plan and manage power and cooling for Lenovo servers. Using built-in intelligence, it identifies server power consumption trends and ideal power settings and performs cooling analysis so that you can define and optimize power-saving policies.

Lenovo XClarity Energy Manager offers the following capabilities:

- Monitors room, row, rack, and device levels in the data center
- Reports vital server information, such as power, temperature and resource utilization
- Monitors inlet temperature to locate hot spots, reducing the risk of data or device damage
- Provides finely-grained controls to limit platform power in compliance with IT policy
- Generates alerts when a user-defined threshold is reached

Lenovo XClarity Energy Manager is an optional software component for the SR530 server that is licensed on a per managed node basis, that is, each managed server requires a license. The 1-node Energy Manager license is included in the XClarity Controller Enterprise upgrade.

To manage systems without XClarity Controller Enterprise licenses, a node license pack should be purchased. The following table lists the geo-specific Lenovo XClarity Energy Manager software license options.

Table 43. Lenovo XClarity Energy Manager software options

Description	Part number (NA, AP, Japan)*	Part number (EMEA, LA)**	Quantity
Lenovo XClarity Energy Manager, 1 Node w/ 1 Yr S&S	01DA225	01DA228	1

* NA = North America; AP = Asia Pacific.

** EMEA = Europe, Middle East, Africa; LA = Latin America.

For more information, refer to the Lenovo XClarity Energy Manager web page:

<http://datacentersupport.lenovo.com/us/en/solutions/Invo-lxem>

Lenovo Capacity Planner

Lenovo Capacity Planner is a power consumption evaluation tool that enhances data center planning by enabling IT administrators and pre-sales professionals to understand various power characteristics of racks, servers, and other devices. Capacity Planner can dynamically calculate the power consumption, current, British Thermal Unit (BTU), and volt-ampere (VA) rating at the rack level, improving the planning efficiency for large-scale deployments.

For more information, refer to the Capacity Planner web page:

<http://datacentersupport.lenovo.com/us/en/solutions/Invo-lcp>

Security

The SR530 server offers the following security features:

- Power-on password
- Administrator's password
- Secure firmware updates
- Onboard Trusted Platform Module (TPM) version 1.2 or 2.0 (configurable UEFI system setting)
- Trusted Cryptographic Module (TCM) (optional; available in PRC only)
- Nationz Trusted Platform Module v2.0 (optional; available in PRC only)
- Lockable front bezel (optional)
- Security Key Lifecycle Manager (SKLM) encryption key management for SEDs - FoD upgrade (optional)
- Lenovo Business Vantage security software (optional; available in PRC only)

The server is NIST SP 800-147B compliant.

The following table lists the security options that are available for the SR530 server.

Table 44. Security options

Description	Part number	Feature code	Maximum quantity
Lockable front bezel			
ThinkSystem 1U Security Bezel	7Z17A02581	AUWR	1
Trusted Cryptographic Module (PRC only)			
ThinkSystem Trusted Cryptographic Module	None*	AVKE	1
Trusted Platform Module (PRC only)			
ThinkSystem Nationz Trusted Platform Module v2.0	None*	B22N	1
Security Key Lifecycle Manager - FoD (United States, Canada, Asia Pacific, and Japan)			
SKLM for System x/ThinkSystem w/SEDs - FoD per Install w/1Yr S&S	00D9998	A5U1	1
SKLM for System x/ThinkSystem w/SEDs - FoD per Install w/3Yr S&S	00D9999	AS6C	1
Security Key Lifecycle Manager - FoD (Latin America, Europe, Middle East, and Africa)			
SKLM for System x/ThinkSystem w/SEDs - FoD per Install w/1Yr S&S	00FP648	A5U1	1
SKLM for System x/ThinkSystem w/SEDs - FoD per Install w/3Yr S&S	00FP649	AS6C	1

* Factory-installed only; no field upgrade.

Lenovo Business Vantage is a security software tool suite (available only in PRC) designed to work with the TCM or Nationz TPM for enhanced security, to keep user data safe, and to erase confidential data completely from a drive.

Lenovo Business Vantage provides the following features:

- Encrypts files to ensure data safety by using the TCM or Nationz TPM.
- Erases confidential data from a hard disk.
- Prohibits unauthorized access to the USB port of devices.
- Encrypts files to ensure data security on a USB storage device.

For more information, refer to the Lenovo Business Vantage web page:

<http://support.lenovo.com.cn/lenovo/wsi/es/es.html>

Rack installation

The following table lists the rack installation options that are available for the SR530 server.

Table 45. Rack installation options

Description	Part number	Feature code	Maximum quantity
4-post rail kits			
ThinkSystem Tool-less Slide Rail	7M27A05702	AXCA	1
ThinkSystem Tool-less Slide Rail Kit with 1U CMA	7M27A05701	AXCB	1
ThinkSystem Screw-in Slide Rail	4M17A07274	AXFN	1
ThinkSystem Screw-in Slide Rail Kit with 1U CMA	4M17A07281	B0TE	1
ThinkSystem Tool-less Friction Rail	4M17A07273	AXFM	1
Cable management arm (CMA) upgrade			
ThinkSystem 1U CMA Upgrade Kit for Tool-less Slide Rail	7M27A05699	None^	1*
ThinkSystem 1U CMA Upgrade Kit for Screw-in Slide Rail	4M17A07276	AXFP	1**
Front VGA port			
ThinkSystem SR530/SR630 Front VGA Connector (for 3.5" models)	None***	AUWU	1
ThinkSystem SR530/SR570/SR630 Front VGA Connector Upgrade Kit (for 2.5" models)	7Z17A02579	AUWW	1

^ Field upgrade only.

* The CMA Upgrade Kit for Tool-less Slide Rail is supported with the Tool-less Slide Rail (7M27A05702) only.

** The CMA Upgrade Kit for Screw-in Slide Rail is supported with the Screw-in Slide Rail (4M17A07274) only.

*** Factory-installed only; no field upgrade.

The following table summarizes the rail kit features and specifications.

Table 46. Rail kit features and specifications summary

Feature	Tool-less Slide Rail		Screw-in Slide Rail		Tool-less Friction Rail
	Without CMA	With CMA	Without CMA	With CMA	
Part number	7M27A05702	7M27A05701	4M17A07274	4M17A07281	4M17A07273
CMA	7M27A05699	Included	4M17A07276	Included	No support
Rail length	730 mm (28.74 in.)	807 mm (31.8 in.)	836.8 mm (32.9 in.)	836.8 mm (32.9 in.)	728.1 mm (28.7 in.)
Rail type	Full-out slide (ball bearing)		Full-out slide (ball bearing)		Half-out slide (friction)
Tool-less installation	Yes		No		Yes
In-rack server maintenance	Yes		Yes		No
1U PDU support	Yes		Yes		Yes
0U PDU support	Limited*		Limited*		Limited**
Rack type	IBM and Lenovo 4-post, IEC standard-compliant		IBM and Lenovo 4-post, IEC standard-compliant		IBM and Lenovo 4-post, IEC standard-compliant
Mounting holes	Square or round		Square, round, or threaded		Square or round
Mounting flange thickness	2 mm (0.08 in.) – 3.3 mm (0.13 in.)		2 mm (0.08 in.) – 3.3 mm (0.13 in.)		2 mm (0.08 in.) – 3.3 mm (0.13 in.)
Distance between front and rear mounting flanges^	609.6 mm (24 in.) – 863.6 mm (34 in.)		609.6 mm (24 in.) – 812.8 mm (32 in.)		609.6 mm (24 in.) – 863.6 mm (34 in.)

* If a 0U PDU is used, the rack cabinet must be at least 1100 mm (43.31 in.) deep if no CMA is used, or at least 1200 mm (47.24 in.) deep if a CMA is used.

** If a 0U PDU used, the rack must be at least 1000 mm (39.37 in.) deep.

^ Measured when mounted on the rack, from the front surface of the front mounting flange to the rear most point of the rail.

Operating systems

The server supports the following operating systems:

- Microsoft Windows Server 2016
- Microsoft Windows Server 2019
- Red Hat Enterprise Linux 7.6
- Red Hat Enterprise Linux 7.7
- Red Hat Enterprise Linux 7.8
- Red Hat Enterprise Linux 7.9
- Red Hat Enterprise Linux 8.0
- Red Hat Enterprise Linux 8.1
- Red Hat Enterprise Linux 8.2
- Red Hat Enterprise Linux 8.3
- SUSE Linux Enterprise Server 12 SP4
- SUSE Linux Enterprise Server 12 SP5
- SUSE Linux Enterprise Server 12 Xen SP4
- SUSE Linux Enterprise Server 12 Xen SP5
- SUSE Linux Enterprise Server 15
- SUSE Linux Enterprise Server 15 SP1
- SUSE Linux Enterprise Server 15 SP2
- SUSE Linux Enterprise Server 15 Xen
- SUSE Linux Enterprise Server 15 Xen SP1
- SUSE Linux Enterprise Server 15 Xen SP2
- VMware ESXi 6.5 U2
- VMware ESXi 6.5 U3
- VMware ESXi 6.7 U1
- VMware ESXi 6.7 U2
- VMware ESXi 6.7 U3
- VMware ESXi 7.0
- VMware ESXi 7.0 U1

For a complete list of supported, certified and tested operating systems, plus additional details and links to relevant web sites, see the Operating System Interoperability Guide: <https://lenovopress.com/osig#servers=sr530-7x07-7x08-sp-gen-2>

For configure-to-order configurations, the server can be preloaded with VMware ESXi installed on M.2 cards. Ordering information is listed in the following table.

Table 47. VMware ESXi preload

Part number	Feature code	Description
CTO only	B3VW	VMware ESXi 6.5 U2 (Factory Installed)
CTO only	B6U0	VMware ESXi 6.5 U3 (factory installed)
CTO only	B3VX	VMware ESXi 6.7 (Factory Installed)
CTO only	B4XA	VMware ESXi 6.7 U1 (Factory Installed)
CTO only	B6U1	VMware ESXi 6.7 U2 (factory installed)
CTO only	B88T	VMware ESXi 6.7 U3 (factory installed)
CTO only	BBZG	VMware ESXi 7.0 (Factory Installed)
CTO only	BE5E	VMware ESXi 7.0 U1 (Factory Installed)

Physical specifications

The SR530 has the following overall physical dimensions, excluding components that extend outside the standard chassis, such as EIA flanges, front security bezel (if any), and power supply handles:

- Width: 435 mm (17.1 inches)
- Height: 43 mm (1.7 inches)
- Depth: 750 mm (29.5 inches)

The following table lists the detailed dimensions. See the figure below for the definition of each dimension.

Table 48. Detailed dimensions

Dimension	Description
482 mm	X_a = Width, to the outsides of the front EIA flanges
435 mm	X_b = Width, to the rack rail mating surfaces
435 mm	X_c = Width, to the outer most chassis body feature
43 mm	Y_a = Height, from the bottom of chassis to the top of the chassis
715 mm	Z_a = Depth, from the rack flange mating surface to the rearmost I/O port surface
716 mm	Z_b = Depth, from the rack flange mating surface to the rearmost feature of the chassis body
744 mm	Z_c = Depth, from the rack flange mating surface to the rearmost feature such as power supply handle
35 mm	Z_d = Depth, from the forwardmost feature on front of EIA flange to the rack flange mating surface
47 mm	Z_e = Depth, from the front of security bezel (if applicable) or forwardmost feature to the rack flange mating surface

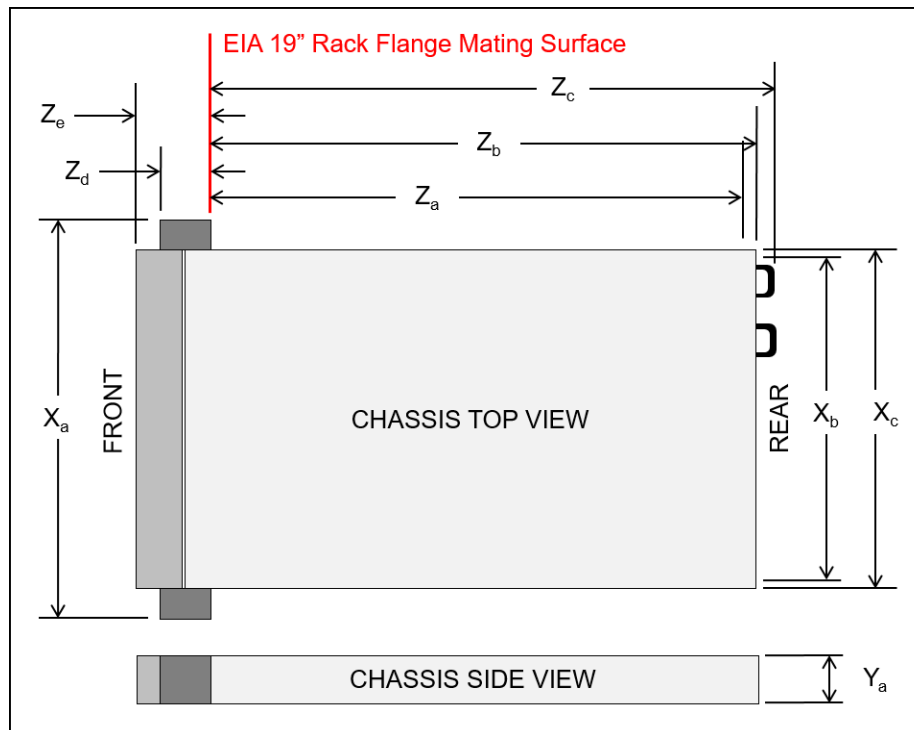


Figure 8. Server dimensions

The shipping dimensions (cardboard packaging) of the SR530 are as follows:

- Width: 587 mm (23.1 inches)
- Height: 225 mm (8.9 inches)
- Depth: 998 mm (39.3 inches)

The SR530 server has the following weight:

- Minimum configuration: 10.2 kg (22.5 lb)
- Maximum configuration: 16.0 kg (35.3 lb)

Operating environment

The SR530 server complies with ASHRAE class A2 specifications. The server performance might be impacted when the operating temperature is outside the ASHRAE A2 specifications. Depending on the hardware configuration, some server models comply with ASHRAE class A3 and class A4 specifications. To comply with ASHRAE class A3 and class A4 specifications, the server models must meet the following hardware configuration requirements at the same time:

- Two power supplies must be installed
- No system fan failure

The SR530 server is supported in the following environment:

- Air temperature:
 - Operating:
 - ASHRAE Class A4: 5 °C - 45 °C (41 °F - 113 °F); for altitudes above 900 m (2,953 ft), decrease the maximum ambient temperature by 1 °C for every 125-m (410-ft) increase in altitude
 - ASHRAE Class A3: 5 °C - 40 °C (41 °F - 104 °F); for altitudes above 900 m (2,953 ft), decrease the maximum ambient temperature by 1 °C for every 175-m (574-ft) increase in altitude
 - ASHRAE Class A2: 10 °C - 35 °C (50 °F - 95 °F); for altitudes above 900 m (2,953 ft), decrease the maximum ambient temperature by 1 °C for every 300-m (984-ft) increase in altitude
 - Non-operating: 5 °C - 45 °C (41 °F - 113 °F)
 - Storage: -40 °C - +60 °C (-40 °F - 140 °F)
- Maximum altitude: 3,050 m (10,000 ft)
- Humidity:
 - Operating:
 - ASHRAE Class A4: 8% - 90% (non-condensing); maximum dew point: 24 °C (75 °F)
 - ASHRAE Class A3: 8% - 85% (non-condensing); maximum dew point: 24 °C (75 °F)
 - ASHRAE Class A2: 8% - 80% (non-condensing); maximum dew point: 21 °C (70 °F)
 - Storage: 8% - 90% (non-condensing)
- Electrical:
 - 100 - 127 (nominal) V AC; 50 Hz / 60 Hz
 - 200 - 240 (nominal) V AC; 50 Hz / 60 Hz
 - 180 - 300 V DC (HVDC; supported in PRC only)
- Acoustics:
 - Minimum configuration:
 - Operating: 5.0 bels
 - Idle: 4.5 bels
 - Maximum configuration:
 - Operating: 5.5 bels
 - Idle: 5.2 bels
- Vibration:
 - Operating: 0.21 G rms at 5 Hz to 500 Hz for 15 minutes across 3 axes
 - Non-operating: 1.04 G rms at 2 Hz to 200 Hz for 15 minutes across 6 surfaces
- Shock:
 - Operating: 15 G for 3 milliseconds in each direction (positive and negative X, Y, and Z axes)
 - Non-operating:
 - 12 kg - 22 kg: 50 G for 152 in./sec velocity change across 6 surfaces
 - 23 kg - 31 kg: 35 G for 152 in./sec velocity change across 6 surfaces

The following table lists the maximum system power load, rated inlet current, and system heat output based on the power supply and source voltage.

Table 49. Rated system power, inlet current, and system heat output

Power supply	Source voltage	Maximum power load per system (two power supplies)	Rated current per inlet	System heat output
550 W Platinum	100 - 127 V AC	722 W	6.2 A	2463 BTU/hour
	200 - 240 V AC	704 W	3 A	2402 BTU/hour
	180 - 300 V DC	702 W	2.5 A	2395 BTU/hour
750 W Platinum	100 - 127 V AC	984 W	8.4 A	3357 BTU/hour
	200 - 240 V AC	958 W	4.1 A	3269 BTU/hour
	180 - 300 V DC	958 W	3.5 A	3269 BTU/hour
750 W Titanium	200 - 240 V AC	949 W	4.1 A	3238 BTU/hour
	180 - 300 V DC	948 W	3.5 A	3235 BTU/hour

Warranty and support

The SR530 server has a one-year (7X07) or three-year (Machine Type 7X08) warranty.

The standard warranty terms are customer-replaceable unit (CRU) and onsite (for field-replaceable units FRUs only) with standard call center support during normal business hours and 9x5 Next Business Day Parts Delivered.

Lenovo's additional support services provide a sophisticated, unified support structure for your data center, with an experience consistently ranked number one in customer satisfaction worldwide. Available offerings include:

- **Premier Support**

Premier Support provides a Lenovo-owned customer experience and delivers direct access to technicians skilled in hardware, software, and advanced troubleshooting, in addition to the following:

- Direct technician-to-technician access through a dedicated phone line
- 24x7x365 remote support
- Single point of contact service
- End to end case management
- Third-party collaborative software support
- Online case tools and live chat support
- On-demand remote system analysis

- **Warranty Upgrade (Preconfigured Support)**

Services are available to meet the on-site response time targets that match the criticality of your systems.

- 3, 4, or 5 years of service coverage
- 1-year or 2-year post-warranty extensions
- **Foundation Service:** 9x5 service coverage with next business day onsite response. YourDrive YourData is an optional extra (see below).
- **Essential Service:** 24x7 service coverage with 4-hour onsite response or 24-hour committed repair (available only in select countries). Bundled with YourDrive YourData.
- **Advanced Service:** 24x7 service coverage with 2-hour onsite response or 6-hour committed repair (available only in select countries). Bundled with YourDrive YourData.

- **Managed Services**

Lenovo Managed Services provides continuous 24x7 remote monitoring (plus 24x7 call center availability) and proactive management of your data center using state-of-the-art tools, systems, and practices by a team of highly skilled and experienced Lenovo services professionals.

Quarterly reviews check error logs, verify firmware & OS device driver levels, and software as needed. We'll also maintain records of latest patches, critical updates, and firmware levels, to ensure your systems are providing business value through optimized performance.

- **Technical Account Management (TAM)**

A Lenovo Technical Account Manager helps you optimize the operation of your data center based on a deep understanding of your business. You gain direct access to your Lenovo TAM, who serves as your single point of contact to expedite service requests, provide status updates, and furnish reports to track incidents over time. In addition, your TAM will help proactively make service recommendations and manage your service relationship with Lenovo to make certain your needs are met.

- **Enterprise Server Software Support**

Enterprise Software Support is an additional support service providing customers with software support on Microsoft, Red Hat, SUSE, and VMware applications and systems. Around the clock availability for critical problems plus unlimited calls and incidents helps customers address challenges fast, without incremental costs. Support staff can answer troubleshooting and diagnostic questions, address product comparability and interoperability issues, isolate causes of problems, report defects to software vendors, and more.

- **YourDrive YourData**

Lenovo's YourDrive YourData is a multi-drive retention offering that ensures your data is always under your control, regardless of the number of drives that are installed in your Lenovo server. In the unlikely event of a drive failure, you retain possession of your drive while Lenovo replaces the failed drive part. Your data stays safely on your premises, in your hands. The YourDrive YourData service can be purchased in convenient bundles and is optional with Foundation Service. It is bundled with Essential Service and Advanced Service.

- **Health Check**

Having a trusted partner who can perform regular and detailed health checks is central to maintaining efficiency and ensuring that your systems and business are always running at their best. Health Check supports Lenovo-branded server, storage, and networking devices, as well as select Lenovo-supported products from other vendors that are sold by Lenovo or a Lenovo-Authorized Reseller.

Examples of region-specific warranty terms are second or longer business day parts delivery or parts-only base warranty.

If warranty terms and conditions include onsite labor for repair or replacement of parts, Lenovo will dispatch a service technician to the customer site to perform the replacement. Onsite labor under base warranty is limited to labor for replacement of parts that have been determined to be field-replaceable units (FRUs). Parts that are determined to be customer-replaceable units (CRUs) do not include onsite labor under base warranty.

If warranty terms include parts-only base warranty, Lenovo is responsible for delivering only replacement parts that are under base warranty (including FRUs) that will be sent to a requested location for self-service. Parts-only service does not include a service technician being dispatched onsite. Parts must be changed at customer's own cost and labor and defective parts must be returned following the instructions supplied with the spare parts.

Lenovo Service offerings are region-specific. Not all preconfigured support and upgrade options are available in every region. For information about Lenovo service upgrade offerings that are available in your region, refer to the following resources:

- Service part numbers in Lenovo Data Center Solution Configurator (DCSC):
<http://dcsc.lenovo.com/#!/services>
- Lenovo Services Availability Locator
<http://lenovolocator.com/>

For service definitions, region-specific details, and service limitations, please refer to the following documents:

- Lenovo Statement of Limited Warranty for Data Center Group (DCG) Servers and System Storage
<http://pcsupport.lenovo.com/us/en/solutions/ht503310>
- Lenovo Data Center Services Agreement
<http://support.lenovo.com/us/en/solutions/ht116628>

Services

Lenovo Services is a dedicated partner to your success. Our goal is to reduce your capital outlays, mitigate your IT risks, and accelerate your time to productivity.

Note: Some service options may not be available in all countries. For more information, go to <https://www.lenovo.com/systems/services>. For information about Lenovo service upgrade offerings that are available in your region, contact your local Lenovo sales representative or business partner.

Here's a more in-depth look at what we can do for you:

- **Asset Recovery Services**

Asset Recovery Services (ARS) helps customers recover the maximum value from their end-of-life equipment in a cost-effective and secure way. On top of simplifying the transition from old to new equipment, ARS mitigates environmental and data security risks associated with data center equipment disposal. Lenovo ARS is a cash-back solution for equipment based on its remaining market value, yielding maximum value from aging assets and lowering total cost of ownership for your customers. For more information, see the ARS page, <https://lenovopress.com/lp1266-reduce-e-waste-and-grow-your-bottom-line-with-lenovo-ars>.

- **Assessment Services**

An Assessment helps solve your IT challenges through an onsite, multi-day session with a Lenovo technology expert. We perform a tools-based assessment which provides a comprehensive and thorough review of a company's environment and technology systems. In addition to the technology based functional requirements, the consultant also discusses and records the non-functional business requirements, challenges, and constraints. Assessments help organizations like yours, no matter how large or small, get a better return on your IT investment and overcome challenges in the ever-changing technology landscape.

- **Design Services**

Professional Services consultants perform infrastructure design and implementation planning to support your strategy. The high-level architectures provided by the assessment service are turned into low level designs and wiring diagrams, which are reviewed and approved prior to implementation. The implementation plan will demonstrate an outcome-based proposal to provide business capabilities through infrastructure with a risk-mitigated project plan.

- **Basic Hardware Installation**

Lenovo experts can seamlessly manage the physical installation of your server, storage, or networking hardware. Working at a time convenient for you (business hours or off shift), the technician will unpack and inspect the systems on your site, install options, mount in a rack cabinet, connect to power and network, check and update firmware to the latest levels, verify operation, and dispose of the packaging, allowing your team to focus on other priorities.

- **Deployment Services**

When investing in new IT infrastructures, you need to ensure your business will see quick time to value with little to no disruption. Lenovo deployments are designed by development and engineering teams who know our Products & Solutions better than anyone else, and our technicians own the process from delivery to completion. Lenovo will conduct remote preparation and planning, configure & integrate systems, validate systems, verify and update appliance firmware, train on administrative tasks, and provide post-deployment documentation. Customer's IT teams leverage our skills to enable IT staff to transform with higher level roles and tasks.

- **Integration, Migration, and Expansion Services**

Move existing physical & virtual workloads easily, or determine technical requirements to support increased workloads while maximizing performance. Includes tuning, validation, and documenting ongoing run processes. Leverage migration assessment planning documents to perform necessary migrations.

Regulatory compliance

The ThinkSystem SR530 server conforms to the following regulations:

- United States: FCC Part 15, Class A; UL 60950-1
- Canada: ICES-003/NMB-03, Class A; CAN/CSA-C22.2 60950-1
- Mexico: NOM-19
- Argentina: IEC60950-1
- European Union: CE Mark (EN55022 Class A, IEC/EN60950-1, EN55024, EN61000-3-2, EN61000-3-3)
- Germany: TUV-GS (IEC/EN 60950-1, EK1-ITB2000)
- Russia, Kazakhstan, Belarus: EAC (TR CU 004/2011, TR CU 020/2011)
- China: CCC GB4943.1, GB9254 Class A, GB17625.1
- India: BIS
- Japan: VCCI, Class A
- Taiwan: BSMI CNS13438, Class A; CNS14336-1
- Korea: KN22, Class A; KN24
- Australia/New Zealand: AS/NZS CISPR 22 Class A
- Reduction of Hazardous Substances (ROHS)
- Energy Star 3.0 (excluding configurations with Bronze 3204, Gold 5222, or Platinum 8256 processors)

Note: For more information on the Energy Star 3.0 certification, refer to the *Energy Star 3.0 Certifications for ThinkSystem Servers* publication:

<http://lenovopress.com/lp1230>

External drive enclosures

The server supports attachment to external drive enclosures using a RAID controller with external ports or a SAS host bus adapter. Adapters supported by the server are listed in the [SAS adapters for external storage](#) section.

Note: Information provided in this section is for ordering reference purposes only. For the operating system and adapter support details, refer to the interoperability matrix for a particular storage enclosure that can be found on the Lenovo Data Center Support web site:

<http://datacentersupport.lenovo.com>

Table 50. External drive enclosures

Description	Part number		
	Worldwide	Japan	PRC
Lenovo Storage D1212 LFF Disk Expansion with Dual SAS IO Modules	4587A11	4587A1J	4587A1C
Lenovo Storage D1224 SFF Disk Expansion with Dual SAS IO Modules	4587A31	4587A3J	4587A3C
Lenovo Storage D3284 4TB x 84 HD Expansion Enclosure	641311F		
Lenovo Storage D3284 6TB x 84 HD Expansion Enclosure	641312F		
Lenovo Storage D3284 8TB x 84 HD Expansion Enclosure	641313F		
Lenovo Storage D3284 10TB x 84 HD Expansion Enclosure	641314F		

For details about supported drives, adapters, and cables, see the following Lenovo Press Product Guides:

- Lenovo Storage D1212 and D1224
<http://lenovopress.com/lp0512>
- Lenovo Storage D3284
<http://lenovopress.com/lp0513>

External storage systems

Lenovo offers the ThinkSystem DE Series and ThinkSystem DM Series external storage systems for high-performance storage. See the DE Series and DM Series product guides for specific controller models, expansion enclosures and configuration options:

- ThinkSystem DE Series Storage
<https://lenovopress.com/storage/thinksystem/de-series#rt=product-guide>
- ThinkSystem DM Series Storage
<https://lenovopress.com/storage/thinksystem/dm-series#rt=product-guide>

External backup units

The following table lists the external backup options that are offered by Lenovo.

Table 51. External backup options

Part number	Description
External RDX USB drives	
4T27A10725	ThinkSystem RDX External USB 3.0 Dock
External SAS tape backup drives	
6160S6E	IBM TS2260 Tape Drive Model H6S
6160S7E	IBM TS2270 Tape Drive Model H7S
6160S8E	IBM TS2280 Tape Drive Model H8S
External SAS tape backup autoloaders	
6171S5R	IBM TS2900 Tape Autoloader w/LTO5 HH SAS
6171S6R	IBM TS2900 Tape Autoloader w/LTO6 HH SAS
6171S7R	IBM TS2900 Tape Autoloader w/LTO7 HH SAS
External tape backup libraries	
6741A1F	IBM TS4300 3U Tape Library-Base Unit
6741A3F	IBM TS4300 3U Tape Library-Expansion Unit
Full High 8 Gb Fibre Channel for TS4300	
01KP954	LTO 8 FH Fibre Channel Drive
01KP938	LTO 7 FH Fibre Channel Drive
01KP935	LTO 6 FH Fibre Channel Drive
Half High 8 Gb Fibre Channel for TS4300	
01KP952	LTO 8 HH Fibre Channel Drive
01KP936	LTO 7 HH Fibre Channel Drive
01KP933	LTO 6 HH Fibre Channel Drive
Half High 6 Gb SAS for TS4300	
01KP953	LTO 8 HH SAS Drive
01KP937	LTO 7 HH SAS Drive
01KP934	LTO 6 HH SAS Drive

For more information, see the list of Product Guides in the Backup units category:
<https://lenovopress.com/servers/options/backup>

Fibre Channel SAN switches

Lenovo offers the ThinkSystem DB Series of Fibre Channel SAN switches and directors for high-performance storage expansion. See the DB Series product guides for models and configuration options:

- ThinkSystem DB Series SAN Switches and Directors:
<https://lenovopress.com/storage/switches/rack#rt=product-guide>

Rack cabinets

The following table lists the supported rack cabinets.

Table 52. Rack cabinets

Part number	Description
7D2B0001WW / 7D2N0001WW	12U 1200mm Deep Micro Datacenter Rack
7D2C0001WW / 7D2P0001WW	18U 1200mm Deep Micro Datacenter Rack
93072RX	25U Standard Rack
93072PX	25U Static S2 Standard Rack
93634PX	42U 1100mm Dynamic Rack
93634EX	42U 1100mm Dynamic Expansion Rack
93604PX	42U 1200mm Deep Dynamic Rack
93614PX	42U 1200mm Deep Static Rack
93084EX	42U Enterprise Expansion Rack
93084PX	42U Enterprise Rack
93074RX	42U Standard Rack

For specifications about these racks, see the Lenovo Rack Cabinet Reference, available from:
<https://lenovopress.com/lp1287-lenovo-rack-cabinet-reference>

For more information, see the list of Product Guides in the Rack cabinets category:
<https://lenovopress.com/servers/options/racks>

KVM switches and consoles

The following table lists the supported KVM consoles, keyboards, and KVM switches.

Table 53. Console keyboards

Part number	Description
Console keyboards	
7ZB7A05469	ThinkSystem Keyboard w/ Int. Pointing Device USB - Arabic 253 RoHS v2
7ZB7A05468	ThinkSystem Keyboard w/ Int. Pointing Device USB - Belg/UK 120 RoHS v2
7ZB7A05206	ThinkSystem Keyboard w/ Int. Pointing Device USB - Czech 489 RoHS v2
7ZB7A05207	ThinkSystem Keyboard w/ Int. Pointing Device USB - Danish 159 RoHS v2
7ZB7A05208	ThinkSystem Keyboard w/ Int. Pointing Device USB - Dutch 143 RoHS v2
7ZB7A05210	ThinkSystem Keyboard w/ Int. Pointing Device USB - Fr/Canada 445 RoHS v2
7ZB7A05209	ThinkSystem Keyboard w/ Int. Pointing Device USB - French 189 RoHS v2
7ZB7A05211	ThinkSystem Keyboard w/ Int. Pointing Device USB - German 129 RoHS v2
7ZB7A05212	ThinkSystem Keyboard w/ Int. Pointing Device USB - Greek 219 RoHS v2
7ZB7A05213	ThinkSystem Keyboard w/ Int. Pointing Device USB - Hebrew 212 RoHS v2
7ZB7A05214	ThinkSystem Keyboard w/ Int. Pointing Device USB - Hungarian 208 RoHS v2

Part number	Description
7ZB7A05215	ThinkSystem Keyboard w/ Int. Pointing Device USB - Italian 141 RoHS v2
7ZB7A05216	ThinkSystem Keyboard w/ Int. Pointing Device USB - Japanese 194 RoHS v2
7ZB7A05217	ThinkSystem Keyboard w/ Int. Pointing Device USB - Korean 413 RoHS v2
7ZB7A05218	ThinkSystem Keyboard w/ Int. Pointing Device USB - LA Span 171 RoHS v2
7ZB7A05219	ThinkSystem Keyboard w/ Int. Pointing Device USB - Norwegian 155 RoHS v2
7ZB7A05220	ThinkSystem Keyboard w/ Int. Pointing Device USB - Polish 214 RoHS v2
7ZB7A05221	ThinkSystem Keyboard w/ Int. Pointing Device USB - Portuguese 163 RoHS v2
7ZB7A05222	ThinkSystem Keyboard w/ Int. Pointing Device USB - Russian 441 RoHS v2
7ZB7A05223	ThinkSystem Keyboard w/ Int. Pointing Device USB - Slovak 245 RoHS v2
7ZB7A05231	ThinkSystem Keyboard w/ Int. Pointing Device USB - Slovenian 234 RoHS v2
7ZB7A05224	ThinkSystem Keyboard w/ Int. Pointing Device USB - Spanish 172 RoHS v2
7ZB7A05225	ThinkSystem Keyboard w/ Int. Pointing Device USB - Swed/Finn 153 RoHS v2
7ZB7A05226	ThinkSystem Keyboard w/ Int. Pointing Device USB - Swiss F/G 150 RoHS v2
7ZB7A05227	ThinkSystem Keyboard w/ Int. Pointing Device USB - Thai 191 RoHS v2
7ZB7A05467	ThinkSystem Keyboard w/ Int. Pointing Device USB - Trad Chinese/US 467 RoHS v2
7ZB7A05228	ThinkSystem Keyboard w/ Int. Pointing Device USB - Turkish 179 RoHS v2
7ZB7A05229	ThinkSystem Keyboard w/ Int. Pointing Device USB - UK Eng 166 RoHS v2
7ZB7A05470	ThinkSystem Keyboard w/ Int. Pointing Device USB - US Eng 103P RoHS v2
7ZB7A05230	ThinkSystem Keyboard w/ Int. Pointing Device USB - US Euro 103P RoHS v2
ThinkSystem Digital and Analog KVM Console switches and cables	
1754D1T	ThinkSystem Digital 2x1x16 KVM Switch (DVI video output port)
1754A1T	ThinkSystem Analog 1x8 KVM Switch (DVI video output port)
4X97A11108	ThinkSystem VGA to DVI Conversion Cable
4X97A11109	ThinkSystem Single-USB Conversion Cable for Digital KVM
4X97A11107	ThinkSystem Dual-USB Conversion Cable for Digital KVM
4X97A11106	ThinkSystem USB Conversion Cable for Analog KVM
GCM and LCM Console switches and cables	
1754D2X	Global 4x2x32 Console Manager (GCM32)
1754D1X	Global 2x2x16 Console Manager (GCM16)
1754A2X	Local 2x16 Console Manager (LCM16)
1754A1X	Local 1x8 Console Manager (LCM8)
43V6147	Single Cable USB Conversion Option (UCO)
39M2895	USB Conversion Option (4 Pack UCO)
46M5383	Virtual Media Conversion Option Gen2 (VCO2)
46M5382	Serial Conversion Option (SCO)

For more information, see the list of Product Guides in the KVM Switches and Consoles category:
<http://lenovopress.com/servers/options/kvm>

Power distribution units

The following table lists the power distribution units (PDUs) that are offered by Lenovo.

Table 54. Power distribution units

Part number	Description
0U Basic PDUs	
00YJ776	0U 36 C13/6 C19 24A/200-240V 1 Phase PDU with NEMA L6-30P line cord
00YJ777	0U 36 C13/6 C19 32A/200-240V 1 Phase PDU with IEC60309 332P6 line cord
00YJ778	0U 21 C13/12 C19 32A/200-240V/346-415V 3 Phase PDU with IEC60309 532P6 line cord
00YJ779	0U 21 C13/12 C19 48A/200-240V 3 Phase PDU with IEC60309 460P9 line cord
Switched and Monitored PDUs	
00YJ780	0U 20 C13/4 C19 Switched and Monitored 32A/200-240V/1Ph PDU w/ IEC60309 332P6 line cord
00YJ781	0U 20 C13/4 C19 Switched and Monitored 24A/200-240V/1Ph PDU w/ NEMA L6-30P line cord
00YJ782	0U 18 C13/6 C19 Switched / Monitored 32A/200-240V/346-415V/3Ph PDU w/ IEC60309 532P6 cord
00YJ783	0U 12 C13/12 C19 Switched and Monitored 48A/200-240V/3Ph PDU w/ IEC60309 460P9 line cord
46M4003	1U 9 C19/3 C13 Switched and Monitored 60A 3 Phase PDU with IEC 309 3P+Gnd line cord
46M4004	1U 12 C13 Switched and Monitored DPI PDU (without line cord)
46M4005	1U 12 C13 Switched and Monitored 60A 3 Phase PDU with IEC 309 3P+Gnd line cord
Ultra Density Enterprise PDUs (9x IEC 320 C13 + 3x IEC 320 C19 outlets)	
71762NX	Ultra Density Enterprise C19/C13 PDU Module (without line cord)
71763NU	Ultra Density Enterprise C19/C13 PDU 60A/208V/3ph with IEC 309 3P+Gnd line cord
C13 Enterprise PDUs (12x IEC 320 C13 outlets)	
39M2816	DPI C13 Enterprise PDU+ (without line cord)
39Y8941	DPI Single Phase C13 Enterprise PDU (without line cord)
C19 Enterprise PDUs (6x IEC 320 C19 outlets)	
39Y8948	DPI Single Phase C19 Enterprise PDU (without line cord)
39Y8923	DPI 60A 3 Phase C19 Enterprise PDU with IEC 309 3P+G (208 V) fixed line cord
Front-end PDUs (3x IEC 320 C19 outlets)	
39Y8938	DPI 30amp/125V Front-end PDU with NEMA L5-30P line cord
39Y8939	DPI 30amp/250V Front-end PDU with NEMA L6-30P line cord
39Y8934	DPI 32amp/250V Front-end PDU with IEC 309 2P+Gnd line cord
39Y8940	DPI 60amp/250V Front-end PDU with IEC 309 2P+Gnd line cord
39Y8935	DPI 63amp/250V Front-end PDU with IEC 309 2P+Gnd line cord
NEMA PDUs (6x NEMA 5-15R outlets)	
39Y8905	DPI 100-127V PDU with Fixed NEMA L5-15P line cord
Line cords for PDUs that ship without a line cord	
40K9611	DPI 32a Line Cord (IEC 309 3P+N+G)
40K9612	DPI 32a Line Cord (IEC 309 P+N+G)
40K9613	DPI 63a Cord (IEC 309 P+N+G)
40K9614	DPI 30a Line Cord (NEMA L6-30P)
40K9615	DPI 60a Cord (IEC 309 2P+G)
40K9617	DPI Australian/NZ 3112 Line Cord
40K9618	DPI Korean 8305 Line Cord

For more information, see the Lenovo Press documents in the PDU category:
<https://lenovopress.com/servers/options/pdu>

Uninterruptible power supply units

The following table lists the uninterruptible power supply (UPS) units that are offered by Lenovo.

Table 55. Uninterruptible power supply units

Part number	Description
55941AX	RT1.5kVA 2U Rack or Tower UPS (100-125VAC)
55941KX	RT1.5kVA 2U Rack or Tower UPS (200-240VAC)
55942AX	RT2.2kVA 2U Rack or Tower UPS (100-125VAC)
55942KX	RT2.2kVA 2U Rack or Tower UPS (200-240VAC)
55943AX	RT3kVA 2U Rack or Tower UPS (100-125VAC)
55943KX	RT3kVA 2U Rack or Tower UPS (200-240VAC)
55945KX	RT5kVA 3U Rack or Tower UPS (200-240VAC)
55946KX	RT6kVA 3U Rack or Tower UPS (200-240VAC)
55948KX	RT8kVA 6U Rack or Tower UPS (200-240VAC)
55949KX	RT11kVA 6U Rack or Tower UPS (200-240VAC)
55948PX	RT8kVA 6U 3:1 Phase Rack or Tower UPS (380-415VAC)
55949PX	RT11kVA 6U 3:1 Phase Rack or Tower UPS (380-415VAC)
55943KT†	ThinkSystem RT3kVA 2U Standard UPS (200-230VAC) (2x C13 10A, 2x GB 10A, 1x C19 16A outlets)
55943LT†	ThinkSystem RT3kVA 2U Long Backup UPS (200-230VAC) (2x C13 10A, 2x GB 10A, 1x C19 16A outlets)
55946KT†	ThinkSystem RT6kVA 5U UPS (200-230VAC) (2x C13 10A outlets, 1x Terminal Block output)
5594XKT†	ThinkSystem RT10kVA 5U UPS (200-230VAC) (2x C13 10A outlets, 1x Terminal Block output)

† Only available in China and countries in the Asia Pacific region.

For more information, see the list of Product Guides in the UPS category:
<https://lenovopress.com/servers/options/ups>

Lenovo Financial Services

Lenovo Financial Services reinforces Lenovo's commitment to deliver pioneering products and services that are recognized for their quality, excellence, and trustworthiness. Lenovo Financial Services offers financing solutions and services that complement your technology solution anywhere in the world.

We are dedicated to delivering a positive finance experience for customers like you who want to maximize your purchase power by obtaining the technology you need today, protect against technology obsolescence, and preserve your capital for other uses.

We work with businesses, non-profit organizations, governments and educational institutions to finance their entire technology solution. We focus on making it easy to do business with us. Our highly experienced team of finance professionals operates in a work culture that emphasizes the importance of providing outstanding customer service. Our systems, processes and flexible policies support our goal of providing customers with a positive experience.

We finance your entire solution. Unlike others, we allow you to bundle everything you need from hardware and software to service contracts, installation costs, training fees, and sales tax. If you decide weeks or months later to add to your solution, we can consolidate everything into a single invoice.

Our Premier Client services provide large accounts with special handling services to ensure these complex transactions are serviced properly. As a premier client, you have a dedicated finance specialist who manages your account through its life, from first invoice through asset return or purchase. This specialist develops an in-depth understanding of your invoice and payment requirements. For you, this dedication provides a high-quality, easy, and positive financing experience.

For your region specific offers please ask your Lenovo sales representative or your technology provider about the use of Lenovo Financial Services. For more information, see the following Lenovo website:

<https://www.lenovo.com/us/en/landingpage/lenovo-financial-services/>

Related publications and links

For more information, see these resources:

- ThinkSystem SR530 product page
<https://www.lenovo.com/us/en/data-center/servers/racks/ThinkSystem-SR530/p/77XX7SR530>
- Datasheet for the ThinkSystem SR530:
<https://lenovopress.com/ds0002-lenovo-thinksystem-sr530>
- 3D Interactive Tour of the ThinkSystem SR530:
<https://lenovopress.com/lp0670-3d-tour-thinksystem-sr530>
- Walkthrough Video for the ThinkSystem SR530:
<https://lenovopress.com/lp0744-thinksystem-sr530-server-video-walkthrough>
- User Manuals for the ThinkSystem SR530:
https://thinksystem.lenovofiles.com/help/topic/7X07/introduction.html?cp=4_2
 - Quick Start Guide
 - Setup Guide
 - Rack Installation Guides
 - Maintenance Manual
 - Messages and Codes Reference
 - UEFI Manual
- Lenovo Data Center Support Downloads - ThinkSystem SR530:
<http://datacentersupport.lenovo.com/products/servers/thinksystem/sr530/7x07/downloads>
<http://datacentersupport.lenovo.com/products/servers/thinksystem/sr530/7x08/downloads>
- Lenovo Hardware Installation & Removal Videos on the ThinkSystem SR530:
 - YouTube: https://www.youtube.com/playlist?list=PLYV5R7hVcs-AQrHuDWK6L3KtHWc6maY_O
 - Youku: https://list.youku.com/albumlist/show/id_50437162
- Lenovo Data Center Solution Configurator (DCSC):
<http://dcsc.lenovo.com>

Related product families

Product families related to this document are the following:

- [2-Socket Rack Servers](#)
- [ThinkSystem SR530 Server](#)

Notices

Lenovo may not offer the products, services, or features discussed in this document in all countries. Consult your local Lenovo representative for information on the products and services currently available in your area. Any reference to a Lenovo product, program, or service is not intended to state or imply that only that Lenovo product, program, or service may be used. Any functionally equivalent product, program, or service that does not infringe any Lenovo intellectual property right may be used instead. However, it is the user's responsibility to evaluate and verify the operation of any other product, program, or service. Lenovo may have patents or pending patent applications covering subject matter described in this document. The furnishing of this document does not give you any license to these patents. You can send license inquiries, in writing, to:

Lenovo (United States), Inc.
1009 Think Place - Building One
Morrisville, NC 27560
U.S.A.
Attention: Lenovo Director of Licensing

LENOVO PROVIDES THIS PUBLICATION "AS IS" WITHOUT WARRANTY OF ANY KIND, EITHER EXPRESS OR IMPLIED, INCLUDING, BUT NOT LIMITED TO, THE IMPLIED WARRANTIES OF NON-INFRINGEMENT, MERCHANTABILITY OR FITNESS FOR A PARTICULAR PURPOSE. Some jurisdictions do not allow disclaimer of express or implied warranties in certain transactions, therefore, this statement may not apply to you.

This information could include technical inaccuracies or typographical errors. Changes are periodically made to the information herein; these changes will be incorporated in new editions of the publication. Lenovo may make improvements and/or changes in the product(s) and/or the program(s) described in this publication at any time without notice.

The products described in this document are not intended for use in implantation or other life support applications where malfunction may result in injury or death to persons. The information contained in this document does not affect or change Lenovo product specifications or warranties. Nothing in this document shall operate as an express or implied license or indemnity under the intellectual property rights of Lenovo or third parties. All information contained in this document was obtained in specific environments and is presented as an illustration. The result obtained in other operating environments may vary. Lenovo may use or distribute any of the information you supply in any way it believes appropriate without incurring any obligation to you.

Any references in this publication to non-Lenovo Web sites are provided for convenience only and do not in any manner serve as an endorsement of those Web sites. The materials at those Web sites are not part of the materials for this Lenovo product, and use of those Web sites is at your own risk. Any performance data contained herein was determined in a controlled environment. Therefore, the result obtained in other operating environments may vary significantly. Some measurements may have been made on development-level systems and there is no guarantee that these measurements will be the same on generally available systems. Furthermore, some measurements may have been estimated through extrapolation. Actual results may vary. Users of this document should verify the applicable data for their specific environment.

© Copyright Lenovo 2021. All rights reserved.

This document, LP1045, was created or updated on March 2, 2021.

Send us your comments in one of the following ways:

- Use the online Contact us review form found at:
<http://lenovopress.com/LP1045>
- Send your comments in an e-mail to:
comments@lenovopress.com

This document is available online at <http://lenovopress.com/LP1045>.

Trademarks

Lenovo and the Lenovo logo are trademarks or registered trademarks of Lenovo in the United States, other countries, or both. A current list of Lenovo trademarks is available on the Web at <https://www.lenovo.com/us/en/legal/copytrade/>.

The following terms are trademarks of Lenovo in the United States, other countries, or both:

Lenovo®
Bootable Media Creator
Flex System
Lenovo Services
RackSwitch
System x®
ThinkSystem
TopSeller
TruDDR4
UpdateXpress System Packs
XClarity®

The following terms are trademarks of other companies:

Intel® and Xeon® are trademarks of Intel Corporation or its subsidiaries.

Linux® is the trademark of Linus Torvalds in the U.S. and other countries.

Hyper-V®, Microsoft®, PowerShell, Windows PowerShell®, Windows Server®, and Windows® are trademarks of Microsoft Corporation in the United States, other countries, or both.

Other company, product, or service names may be trademarks or service marks of others.